

SAKAE

BICYCLE

PARTS

CATALOG No. P-7

1982

 **SAKAE RINGYO CO., LTD.**

CHAINWHEELS

AEROX CHAINWHEELS

One piece forged Super Duralumin Cotterless cranks and arm. Aerodynamic style. Cold Rolled Super Duralumin Chainrings. Anodized finish. with chain collector.

Model AE-5LA AEROX-5LA

Crank: Length 165mm(6 $\frac{1}{2}$ ") or 170mm(6 $\frac{3}{4}$ ")
Thread BC $\frac{3}{8}$ " \times 20T or M14 \times P1.25
Chainring: Size $\frac{1}{2}$ " \times $\frac{3}{8}$ "(2mm)
Teeth 42 to 54T
(standard teeth 52T \times 42T)
Interchangeable with SAKAE RY-5 or CAMPAGNOLO
Weight: Crank set 440g(15.4oz)
Available with light alloy chainguard if requested
Model No. CG-101



AE-5LA

Model AE-5RG AEROX-5RG

Crank: Length 170mm(6 $\frac{3}{4}$ ")
Thread BC $\frac{3}{8}$ " \times 20T or M14 \times P1.25
Chainring: Size $\frac{1}{2}$ " \times $\frac{3}{8}$ "(2mm)
Outer 48 to 54 teeth
Inner 36, 39, 40, 42 to 48 teeth
(standard teeth 52T \times 40T)
Interchangeable with SAKAE AX-5RG
Weight: Crank set 680g(23.8oz)
Available with light alloy chain guard if requested.
Model No. CG-111.



AE-5RG

NEW

Model AE-5TRG AEROX-5TRG

Crank: Length 170mm(6 $\frac{3}{4}$ ")
Thread BC $\frac{3}{8}$ " \times 20T or M14 \times P1.25
Chainring: Size $\frac{1}{2}$ " \times $\frac{3}{8}$ "(2mm)
Outer 48 to 54 teeth
Middle 40, 42, 44, 45, 46, 47 teeth.
Inner 24, 26, 28, 30, 32, 34 teeth.
Weight: Crank set 730g(25.6oz)
(52T \times 46T \times 28T)
Available with light alloy chain guard if requested.
Model No. CG-111.



AE-5TRG


NEW



CHAIN COLLECTOR

NEW APEX CHAINWHEELS


Forged Super Duralumin Cotterless cranks and Cold Rolled Super Duralumin chainrings, Anodized finish. Mounted on light alloy arm. Aerodynamic style.



AA-5LA

Model AA-5LA NEW APEX-5LA

Crank: Length 165mm(6 $\frac{1}{2}$ ") or 170mm(6 $\frac{3}{4}$ ")
Thread BC $\frac{3}{8}$ " \times 20T or M14 \times P1.25
Chainring: Size $\frac{1}{2}$ " \times $\frac{3}{8}$ "(2mm)
Teeth 42 to 54T
(standard teeth 52T \times 42T)
Interchangeable with SAKAE AE-5LA and CAMPAGNOLO.
Weight: Crank set 450g(15.8oz)
Available with light alloy Chainguard if requested.
Model No. CG-101.



AA-5RG3

Model AA-5RG3 NEW APEX-5RG3

Crank: Length 165mm(6 $\frac{1}{2}$ ") or 170mm(6 $\frac{3}{4}$ ")
Thread BC $\frac{3}{8}$ " \times 20T or M14 \times P1.25
Chainring: Size $\frac{1}{2}$ " \times $\frac{3}{8}$ "(2mm)
Outer 48 to 53 teeth
Inner 36, 39, 40 and 42 to 48 teeth
(standard teeth 52T \times 40T)
Interchangeable with SAKAE AE-5RG
Weight: Crank set 450g(15.8oz)
Available with light alloy chainguard if requested.
Model No. CG-111.



AA-5SD3

Model AA-5SD3 NEW APEX-5SD3

Changeable only inner chainring.
Crank: Length 165mm(6 $\frac{1}{2}$ ") or 170mm(6 $\frac{3}{4}$ ")
Thread BC $\frac{3}{8}$ " \times 20T or M14 \times P1.25
Chainring: Size $\frac{1}{2}$ " \times $\frac{3}{8}$ "(2mm)
Outer 48 to 53 teeth
Inner 36, 39, 40 and 42 to 48 teeth
(standard teeth 52T \times 40T)
Weight: Crank set 410g(14.4oz)
Available with light alloy chainguard if requested.
Model No. CG-111.

SUPER CUSTOM CHAINWHEELS

Melt-forged high-strength light alloy. One Piece crank and arm. Aerodynamic style. With chain collector. Cold Rolled Super Duralumin chainrings. Chain Line is the same as AEROX.



CT-5LA

Model CT-5LA, LA-SL SUPER CUSTOM-5LA, LA-SL

Crank: Length 165mm(6 $\frac{1}{2}$ ") 170mm(6 $\frac{3}{4}$ ")
Thread BC $\frac{3}{8}$ " \times 20T or M14 \times P1.25
Chainring: Size $\frac{1}{2}$ " \times $\frac{3}{8}$ "(2mm)
Teeth 42 to 54 teeth
(standard teeth 52T \times 42T)
Interchangeable with SAKAE AE-5LA or CAMPAGNOLO.
Weight: Crank set 655g(23.0oz), SL: 675g(23.6oz)
Available with light alloy chainguard if requested.
Model No. CG-101



CT-5LA-SL



CT-5RG

Model CT-5RG SUPER CUSTOM-5RG

Crank: Length 165mm(6 $\frac{1}{2}$ ") or 170mm(6 $\frac{3}{4}$ ")
Thread BC $\frac{3}{8}$ " \times 20T or M14 \times P1.25
Chainring: Size $\frac{1}{2}$ " \times $\frac{3}{8}$ "(2mm)
Outer 48 to 54 teeth
Inner 36, 39, 40 and 42 to 48 teeth
(standard teeth 52T \times 40T)
Interchangeable with SAKAE AE-5RG
Weight: Crank set 700g(24.5oz)
Available with light alloy chainguard if requested.
Model No. CG-111.



CT-5TG

Model CT-5TG SUPER CUSTOM-5TG

Crank: Length 165mm(6 $\frac{1}{2}$ ") 170mm(6 $\frac{3}{4}$ ")
Thread BC $\frac{3}{8}$ " \times 20T or M14 \times P1.25
Chainring: Size $\frac{1}{2}$ " \times $\frac{3}{8}$ "(2mm)
Outer 48 to 54 teeth
Middle 40, 42, 44, 45, 46, 47 teeth
Inner 28, 30, 32, 34, 36, 40, 42 teeth
Interchangeable with STRONGLIGHT 99
Weight: Crank set 780g(27.3oz)
(52T \times 46T \times 28T)
Available with light alloy chainguard if requested.
Model No. CG-111.

CHAINWHEELS

CUSTOM CHAINWHEELS

Melt-forged high-strength light alloy Cotterless cranks. Aerodynamic style. Interchangeable with all SAKAE APEX axle.



CTC-5DLA2

Model CTC-5DLA2 CUSTOM-5DLA2

Mounted on light alloy bright finished five arm Super Duralumin chainrings.
Crank: Length 165mm(6 1/2"), 170mm(6 3/4")
Thread BC 9/16" x 20T or M14 x P1.25
Chainring: Size 1/2" x 3/8" (2mm)
Teeth 42 to 54T
(standard teeth 52T x 42T)
Weight: Crank set 610g(21.4oz)
Available with light alloy chainguard if requested.
Model No. CG-101.



CTC-5DRG2

Model CTC-5DRG2 CUSTOM-5DRG2

Mounted on light alloy bright finished five arm Light alloy or C-P Steel chainrings.
Crank: Length 165mm(6 1/2"), 170mm(6 3/4")
Thread BC 9/16" x 20T or M14 x P1.25
Chainring: Size 1/2" x 3/8" (2mm)
Outer 48 to 54teeth
Inner 36, 39, 40, 42 and 44 to 48 teeth
(standard teeth 52T x 40T)
Interchangeable with SAKAE AE-5RG.
Weight: Crank set light alloy 650g(22.8oz)
Steel 890g(31.2oz)
Available with light alloy chainguard if requested.
Model No. CG-111 or CG-110.

Model CTC-5SD2AH CUSTOM-5SD2AH

Light alloy chainrings.
Changeable only inner chainring.
Crank: Length 165mm(6 1/2"), 170mm(6 3/4")
Thread BC 9/16" x 20T or M14 x P1.25
Chainring: Size 1/2" x 3/8" (2mm)
Outer 48 to 54 teeth
Inner 36, 39, 40, 42 and 44 to 48 teeth
(standard teeth 52T x 40T)
Weight: Crank set 620g(21.7oz)
Available with light alloy chainguard if requested.
Model No. CG-111 or CG-110.



CTC-5SD2AH

Model CTC-5TSD CUSTOM-5TSD

Light alloy chainrings.
Changeable only inner and middle chainring.
Crank: Length 165mm(6 1/2"), 170mm(6 3/4")
Thread BC 9/16" x 20T or M14 x P1.25
Chainring: Size 1/2" x 3/8" (2mm)
Outer 46, 48, 50, 52 teeth
Middle 40, 42, 44, 45, 46, 47 teeth
Inner 28, 30, 32, 34, 36, 40, 42 teeth
Weight: Crank set 750g(26.3oz)
(52T x 46T x 28T)



CTC-5TSD

NEW

CUSTOM DX CHAINWHEELS

Melt-forged high-strength light alloy Cotterless cranks. Mounted on arm. Crank: Length 165mm(6 1/2"), 170mm(6 3/4") Thread BC 9/16" x 20T or M14 x P1.25

NEW



CTC-5LG2

Model CTC-5LG2 CUSTOM-5LG2

Interchangeable outer and inner chainring.
Material: Light alloy or Glossyless C-P steel.
Size: 1/2" x 3/8" (2mm)
Teeth: 52T x 42T or 40T
Weight: 830g(29.1oz) (52T x 42T light alloy)
990g(34.7oz) (52T x 42T steel)



CTC-5DXM2

Model CTC-5DXM2 CUSTOM-5DXM

Interchangeable inner chainring.
Riveting outer chainring.
Material: Light alloy or Glossyless C-P steel.
Size: 1/2" x 3/8" (2mm)
Teeth: 52T x 42T or 40T
50T x 40T or 42T
48T x 36T or 40T
Weight: 835g(29.3oz) (52T x 42T light alloy)
995g(34.8oz) (52T x 42T steel)



CTC-5DXC2

Model CTC-5DXC2 CUSTOM-5DXC2

Riveting outer and inner chainring.
Material: Light alloy or Glossyless C-P steel.
Size: 1/2" x 3/8" (2mm)
Teeth: 52T x 42T or 40T
50T x 40T or 42T
48T x 36T or 40T
Weight: 840g(29.4oz) (52T x 42T light alloy)
1000g(35oz) (52T x 42T steel)

NEW



CAC-5DXC3

Model CAC-5DXC3 CUSTOM-A-5DXC3

Riveting outer and inner chainring.
Material: Light alloy or Glossyless C-P steel.
Size: 1/2" x 3/8" (2mm)
Teeth: 52T x 42T or 40T
50T x 40T or 42T
Weight: (52T x 42T light alloy) 740g(25.9oz)
(52T x 42T Steel) 920g(32.2oz)

NEW



CAB-5DXC3

Model CAB-5DXC3 CUSTOM-A BLACK-5DXC3

Black anodized crank and arm, and polishing surface.
Material: Same as CUSTOM-A-5DXC3
Size: Same as CUSTOM-A-5DXC3
Teeth: Same as CUSTOM-A-5DXC3
Weight: Same as CUSTOM-A-5DXC3

NEW



CAC-5TDXC3

Model CAC-5TDXC3 CUSTOM-A-5TDXC3

Chainring all riveting.
Material: Glossyless C-P steel.
Size: 1/2" x 3/8" (2mm)
Teeth: Outer 50T
Middle 42, 44, 45, 46T
Inner 28, 30, 32, 34, 36T
Weight: Crank set 960g(33.6oz)
(50T x 44T x 28T)



CTB-5DXC1 Single

Model CTB-5DXC1 single CUSTOM BLACK-5DXC1 single

Black anodized crank and arm, and polishing surface. Riveting chainring.
Material: Light alloy or Glossyless C-P steel.
Size: 1/2" x 3/8" (2mm)
Teeth: 48T or 46T
Weight: 785g(27.5oz) (48T)



CTC-5DXC1 Single

Model CTC-5DXC1 single CUSTOM-5DXC1 single

Riveting chainring.
Material: Same as CTB-5DXC1 single.
Size: Same as CTB-5DXC1 single.
Teeth: Same as CTB-5DXC1 single.
Weight: Same as CTB-5DXC1 single.



CAB-5DXC3 Single

NEW

Model CAC-5DXC3 single CUSTOM-A-5DXC3 single

Riveting chainring.
Material: Light alloy or Glossyless C-P steel.
Size: 1/2" x 3/8" (2mm)
Teeth: 48T or 46T
Weight: 785g(27.5oz) (48T)



CAC-5DXC3 Single

NEW

CHAINWHEELS

SILSTAR CHAINWHEELS

Melt-forged high-strength light alloy Cotterless cranks. Interchangeable with all SAKAE APEX axle.



SNS-5SC2

Model SNS-5SC2 SILSTAR-5SC2

Outer C-P Steel chainrings
Riveting chainring
Crank: Length 152mm(6"), 165mm(6½"), 170mm(6¾")
Thread BC $\frac{3}{4}$ " \times 20T or M14 \times P1.25
Chainring: Size $\frac{1}{2}$ " \times $\frac{3}{8}$ "(2mm)
Outer 52 teeth
Inner 40 or 42 teeth
(standard teeth 52T \times 40T)
Weight: Crank set 885g(31 oz)
With CG-550SC chainguard.



SN-5SD2 Single



SNS-5SE2 Single

Model SNS-5SE2 single SILSTAR SINGLE

Length: 152mm(6"), 165mm(6½"), 170mm(6¾")
Height 28.5mm(1½")
Thread BC $\frac{3}{4}$ " \times 20T or M14 \times P1.25
Chainring: Material C-P Steel
Size $\frac{1}{2}$ " \times $\frac{3}{8}$ "(2mm)
Teeth 46, 48, 52
Weight: Crank set (48T, 165mm) 665g(23.3 oz)



SNA-5"



SNA-3"

Model SN, SNS, SNA-5SD2 single SILSTAR SINGLE

Length: SNA: 89mm(3½"), 114mm(4½"), 127mm(5")
SN, SNS: 152mm(6"), 165mm(6½"), 170mm(6¾")
Height 30mm(1¾")
Thread BC $\frac{3}{4}$ " \times 20T or M14 \times P1.25
Chainring
Material: Light alloy or Steel.
Size: $\frac{1}{2}$ " \times $\frac{3}{8}$ "(2mm) or $\frac{1}{8}$ "(3mm)
Teeth: 28, 32, 33, 34, 36, 40, 42, 44, 46, 48, 50, 52, 54.
Weight:
Crank set (48T Steel 170mm) 670g(23.5 oz)
(36T Steel 127mm) 440g(15.4 oz)

ONE PIECE CRANKS



OPC-A114



OPC-A165



OPC-S175

Model OPC-A(U.S.A. Type) OPC-S(S.M.S. Type) ONE PIECE CRANKS

Forged High Carbon steel.
Finish: LP - Little Polish. (A92, A114, A140, A165)
HP - Half Polish. (A165)
FP - Full Polish. (S175)
Chrome Plating.
Crank Length: Type A 92mm(3½"), 114mm(4½"), 140mm(5½"), 165mm(6½").
Type S 175mm(6¾")
Con thread: Type A $\frac{3}{8}$ "-24T and $\frac{1}{8}$ "-24T LH
Type S 23.2-32T and 22.-24T LH.
Pedal thread: UNF $\frac{1}{2}$ " \times 20T
Weight: 92A 590g(20.7 oz), 114A 680g(23.8 oz)
140A 860g(30 oz), 165A 900g(31.5 oz)
175S 880g(30.8 oz)

CHAIN GUARDS



CG-101

Model CG-101

Made of light alloy.
Suitable for: AE-5LA, AA-5LA, CT-5LA, CTC-5DLA

TYPE	Diam	For teeth	Weight
50	217mm(8½")	50 or 51	70g(2.5 oz)
52	225mm(8¾")	52 or 53	75g(2.6 oz)



CG-110
CG-111

Model CG-110

Melt-forged light alloy.
Suitable for: APEX-5RG, 5SD, SILSTAR

TYPE	Diam	For teeth	Weight
48	207mm(8¼")	48 or 49	60g(2.1 oz)
50	215mm(8½")	50 or 51	65g(2.3 oz)
52	223mm(8¾")	52 or 53	70g(2.5 oz)

Model CG-111

Melt-forged light alloy.
Polished finish.
Suitable for: APEX-5RG, 5SD, SILSTAR.

TYPE	Diam	For teeth	Weight
48	207mm(8¼")	48 or 49	55g(1.9 oz)
50	215mm(8½")	50 or 51	60g(2.1 oz)
52	223mm(8¾")	52 or 53	65g(2.3 oz)



CG-550SC

Model CG-550SC(Glossyless C-P)

Made of steel.
Suitable for: SILSTAR-5SDE

TYPE	Diam	For teeth	Weight
52	223mm(8¾")	52	120g(4.2 oz)
48	206mm(8¼")	48 or 46	105g(3.7 oz)

BOTTOM BRACKET SETS

AEROX SUPER CUSTOM BOTTOM BRACKET SET

	Bracket Width	AXLE Number	Left	Center	Right	Full length	Chain line
DOUBLE	68	D-3L	32.0mm	52mm	32.0mm	116.0mm	42mm
"	"	D-3A	"	"	33.5	117.5	43.5
"	"	D-3P	"	"	35.0	119.0	45.0
TRIPLE	"	D-3SS	"	"	37.5	121.5	44.5
"	"	D-3T	"	"	39.0	123.0	46.0
"	"	D-3U	"	"	40.5	124.5	47.5
DOUBLE	70	D-5L	30.5	55	32.0	117.5	43.0
"	"	D-5P	"	"	33.5	119.0	44.5
TRIPLE	"	D-5SP	"	"	37.5	123.0	45.7



Square Slope: 2°
Cr-Mo Steel
Weight: 315g (11 oz)

AX, SC, SI BOTTOM BRACKET SET

Square Slope: 2° Weight: 240g (8.4 oz)

AX



Weight: 125g (4.4 oz)

SC



Weight: 130g (4.6 oz)

SI



Weight: 130g (4.6 oz)



(mm)

Bracket Width	AXLE Number	Left	Center	Right	Full Length	Chain Line			
						AX Double	SC Double	SI Double	SI DXC single
68	3L	42.5	52	42.5	137.0	39.5	38.5	39.5	
"	3A	"	"	44.0	138.5	41.0	40.0	41.0	
"	3P	"	"	45.5	140.0	42.5	41.5	42.5	
"	3SS	"	"	48.0	142.5	45.0	44.0	45.0	
"	3T	45.5	"	49.5	147.0	46.5	45.5	46.5	
"	3U	"	"	51.0	148.5	48.0	47.0	48.0	44.0
"	3R	"	"	52.5	150.0				45.5
"	3M	"	"	54.0	151.5				47.0
70	5L	41.0	55	42.5	138.5	40.5	39.5	40.5	
"	5P	"	"	44.0	140.0	42.0	41.0	42.0	
"	5SB	42.5	"	46.5	144.0	44.5	43.5	44.5	
"	5SP	41.0	"	48.0	144.0	46.0	45.0	46.0	42.0
"	5SS	42.5	"	48.0	145.5	47.5	46.5	47.5	43.5
"	5T	45.5	"	49.5	150.0	49.0	48.0	49.0	45.0
"	5U	"	"	51.0	151.5	50.5	49.5	50.5	46.5
"	5R	"	"	52.5	153.0				48.0

CUP THREAD	CODE
1.37×24T(BRITISH)	AX-BS, SC-BS, SI-BS
35×P1(FRENCH)	AX-FS, SC-FS, SI-FS
36×24T(ITALIAN)	AX-IS, SC-IS, SI-IS

CONVERSION AXLE

Bracket Width	AXLE Number	Left	Center	Right	Full length	Chain Line
68 mm	ST-1	20mm	83mm	23mm	126mm	44mm
"	ST-2	"	80	28	133	49
"	SM-1	"	85	23	130	44



CUP SET CODE	THREAD
OP-ST	28T
OP-SM	SMS

Square Slope: 2°
Cr-Mo Steel
Weight: 560g (19.6 oz)

HANDLE BAR BENDS

 <p>NA-312-90</p> <p>Model NA-312-90 NORTH-ROAD 90 Made of light alloy. Bar center: 90mm(3 1/2") bulge. Diam: 22.2mm(7/8") Raised: 63mm(2 1/2") Width: 520mm(20 1/2") Weight: 220g(7.7 oz)</p>	 <p>NA-312-55</p> <p>Model NA-312-55 NORTH-ROAD 55 Made of light alloy. Bar center: 32mm(1 1/4") bulge. Diam: 22.2mm(7/8") Raised: 63mm(3 1/8") Width: 550mm(21 1/2") Weight: 250g(8.8 oz)</p>	 <p>NA-324</p> <p>Model NA-324 NORTH-ROAD Made of light alloy. Bar center: 32mm(1 1/4") bulge. Diam: 22.2mm(7/8") Raised: 17mm(2/3") Width: 440mm(17 3/8") Weight: 220g(7.7 oz)</p>	 <p>ARS-105N</p> <p>Model ARS-105N ALL-ROUNDER Made of stainless steel Bar center: 32mm Diam: 22.2mm(7/8") Raised: 30mm(1 1/8") Width: 520mm(20 1/2") Weight: 390g(13.7 oz)</p>
 <p>ARA-101</p> <p>Model ARA-101 ALL-ROUNDER Made of light alloy. Bar center: 32mm(1 1/4") bulge. Diam: 22.2mm(7/8") Raised: 45mm(1 3/4") Width: 505mm(19 7/8") Weight: 180g(6.3 oz)</p>	 <p>ARA-102-90</p> <p>Model ARA-102-90 ALL-ROUNDER Made of light alloy. Bar center: 90mm(3 1/2") bulge. Diam: 22.2mm(7/8") Raised: 53mm(2 1/8") Width: 560mm(22") Weight: 200g(7 oz)</p>	 <p>ARA-105-90</p> <p>Model ARA-105-90 ALL-ROUNDER Made of light alloy. Bar center: 90mm(3 1/2") bulge. Diam: 22.2mm(7/8") Raised: 30mm(1 1/8") Width: 520mm(20 1/2") Weight: 220g(7.7 oz)</p>	 <p>ARA-106</p> <p>Model ARA-106 ALL-ROUNDER Made of light alloy. Bar center: 32mm(1 1/4") bulge. Diam: 22.2mm(7/8") Raised: 30mm(1 1/8") Width: 610mm(24") Weight: 240g(8.4 oz)</p>
 <p>NEW ARA-107</p> <p>Model ARA-107 ALL-ROUNDER Made of light alloy. Bar center: 32mm(1 1/4") bulge. Diam: 22.2mm Raised: 35mm(1 3/8") Width: 500mm(19 3/4") Weight: 170g(6 oz)</p>	 <p>NA-323</p> <p>Model NA-323 ADULT Made of light alloy. Bar center: 32mm(1 1/4") bulge. Diam: 22.2mm(7/8") Raised: 50mm(2") Width: 480mm(19") Weight: 250g(8.8 oz)</p>	 <p>NA-340-90</p> <p>Model NA-340-90 ADULT Made of light alloy. Bar center: 90mm(3 1/2") bulge. Diam: 22.2mm(7/8") Raised: 30mm(1 3/8") Width: 480mm(18") Weight: 220g(7.7 oz)</p>	 <p>NEW MS-825C</p> <p>Model MS-825C UP-TURNED Made of Stainless steel clad. Bar center: 32mm(1 1/4") bulge. Diam: 22.2mm(7/8") Raised: 90mm(3 1/2") Width: 510mm(20") Weight: 600g(21 oz)</p>

HANDLE STEMS

FOURSIR STEMS

Forged Super Duralumin stem.
Anodized finish.
Top class racing model.

AEROX STEMS

Forged Super Duralumin stem.
Anodized finish.
Top class racing model.

ROYAL STEMS

Forged Super Duralumin stem. Anodized finish.



**Model FS
FOURSIR**
Stainless steel 6mm expander bolt and binder bolt. Socket 5mm hex.
Diam: 22.2mm
Bar Bore: 26mm
Suitable only for: FOURSIR Handle Bar

Model	Extension	Length	Weight
FS-120	120mm(5 1/4")	135mm(5 3/8")	250g(8.8 oz)
FS-110	110mm(4 3/8")	135mm(5 3/8")	240g(8.4 oz)
FS-100	100mm(4")	135mm(5 3/8")	230g(8.1 oz)
FS-90	90mm(3 5/8")	135mm(5 3/8")	220g(7.7 oz)
FS-80	80mm(3 1/8")	135mm(5 3/8")	210g(7.4 oz)



**Model AE
AEROX**
Cr-Mo steel 6mm expander bolt and binder bolt. Socket 5mm hex.
Diam: 22.2mm

Model	Extension	Length	Weight
AE-115	115mm(4 1/2")	135mm(5 3/8")	300g(10.5 oz)
AE-105	105mm(4 1/8")	135mm(5 3/8")	290g(10.2 oz)
AE-95	95mm(3 3/4")	135mm(5 3/8")	280g(9.8 oz)
AE-85	85mm(3 3/8")	135mm(5 3/8")	270g(9.5 oz)



RY2

**Model RY 2
ROYAL 2**
Cr-Mo steel 6mm expander bolt and binder bolt. Socket 5mm hex.
Diam: 22.2mm
0.833; 22.0mm to order

Model	Extension	Length	Weight
RY2-130	130mm(5 1/4")	135mm(5 3/8")	310g(10.9 oz)
RY2-120	120mm(5 1/8")	135mm(5 3/8")	310g(10.9 oz)
RY2-110	110mm(4 3/8")	135mm(5 3/8")	300g(10.5 oz)
RY2-100	100mm(4")	135mm(5 3/8")	290g(10.2 oz)
RY2-90	90mm(3 5/8")	135mm(5 3/8")	270g(9.45 oz)
RY2-80	80mm(3 1/8")	135mm(5 3/8")	260g(9.1 oz)
RY2-70	70mm(2 3/4")	135mm(5 3/8")	250g(8.8 oz)



RY-TY

**Model RY-TY
ROYAL TRACK**
The highest model for Track Racing.
Socket 6mm hex.
Diam: 22.2mm(7/8")
Length: 130mm(5 1/8")

Model	Angle	Extension	Weight
RY-100TY	65°	100mm(4")	315g(11 oz)
RY-90TY	65°	90mm(3 5/8")	300g(10.5 oz)
RY-80TY	65°	80mm(3 1/8")	285g(10 oz)

HANDLE BAR BENDS



**Model NA-312-90
NORTH-ROAD 90**
Made of light alloy.
Bar center: 90mm(3 1/2") bulge.
Diam: 22.2mm(7/8")
Raised: 63mm(2 1/2")
Width: 520mm(20 1/2")
Weight: 220g(7.7 oz)



**Model NA-312-55
NORTH-ROAD 55**
Made of light alloy.
Bar center: 32mm(1 1/4") bulge.
Diam: 22.2mm(7/8")
Raised: 63mm(3 1/8")
Width: 550mm(21 1/2")
Weight: 250g(8.8 oz)



**Model NA-324
NORTH-ROAD**
Made of light alloy.
Bar center: 32mm(1 1/4") bulge.
Diam: 22.2mm(7/8")
Raised: 17mm(5/8")
Width: 440mm(17 3/8")
Weight: 220g(7.7 oz)



**Model ARS-105N
ALL-ROUNDER**
Made of stainless steel
Bar center: 32mm
Diam: 22.2mm(7/8")
Raised: 30mm(1 1/8")
Width: 520mm(20 1/2")
Weight: 390g(13.7 oz)



**Model ARA-101
ALL-ROUNDER**
Made of light alloy.
Bar center: 32mm(1 1/4") bulge.
Diam: 22.2mm(7/8")
Raised: 45mm(1 3/4")
Width: 505mm(19 7/8")
Weight: 180g(6.3 oz)



**Model ARA-102-90
ALL-ROUNDER**
Made of light alloy.
Bar center: 90mm(3 1/2") bulge.
Diam: 22.2mm(7/8")
Raised: 53mm(2 1/8")
Width: 560mm(22")
Weight: 200g(7 oz)



**Model ARA-105-90
ALL-ROUNDER**
Made of light alloy.
Bar center: 90mm(3 1/2") bulge.
Diam: 22.2mm(7/8")
Raised: 30mm(1 1/8")
Width: 520mm(20 1/2")
Weight: 220g(7.7 oz)



**Model ARA-106
ALL-ROUNDER**
Made of light alloy.
Bar center: 32mm(1 1/4") bulge.
Diam: 22.2mm(7/8")
Raised: 30mm(1 1/8")
Width: 610mm(24")
Weight: 240g(8.4 oz)



NEW
**Model ARA-107
ALL-ROUNDER**
Made of light alloy.
Bar center: 32mm(1 1/4") bulge.
Diam: 22.2mm
Raised: 35mm(1 3/8")
Width: 500mm(19 3/4")
Weight: 170g(6 oz)



**Model NA-323
ADULT**
Made of light alloy.
Bar center: 32mm(1 1/4") bulge.
Diam: 22.2mm(7/8")
Raised: 50mm(2")
Width: 480mm(19")
Weight: 250g(8.8 oz)



**Model NA-340-90
ADULT**
Made of light alloy.
Bar center: 90mm(3 1/2") bulge.
Diam: 22.2mm(7/8")
Raised: 30mm(1 3/8")
Width: 480mm(18")
Weight: 220g(7.7 oz)



NEW
**Model MS-825C
UP-TURNED**
Made of Stainless steel clad.
Bar center: 32mm(1 1/4") bulge.
Diam: 22.2mm(7/8")
Raised: 90mm(3 1/2")
Width: 510mm(20")
Weight: 600g(21 oz)

HANDLE STEMS

FOURSIR STEMS

Forged Super Duralumin stem.
Anodized finish.
Top class racing model.

AEROX STEMS

Forged Super Duralumin stem.
Anodized finish.
Top class racing model.

ROYAL STEMS

Forged Super Duralumin stem. Anodized finish.



**Model FS
FOURSIR**
Stainless steel 6mm expander bolt and binder bolt. Socket 5mm hex.
Diam: 22.2mm
Bar Bore: 26mm
Suitable only for: FOURSIR Handle Bar

Model	Extension	Length	Weight
FS-120	120mm(5 1/4")	135mm(5 3/8")	250g(8.8 oz)
FS-110	110mm(4 3/8")	135mm(5 3/8")	240g(8.4 oz)
FS-100	100mm(4")	135mm(5 3/8")	230g(8.1 oz)
FS-90	90mm(3 1/2")	135mm(5 3/8")	220g(7.7 oz)
FS-80	80mm(3 1/8")	135mm(5 3/8")	210g(7.4 oz)



**Model AE
AEROX**
Cr-Mo steel 6mm expander bolt and binder bolt. Socket 5mm hex.
Diam: 22.2mm

Model	Extension	Length	Weight
AE-115	115mm(4 1/2")	135mm(5 3/8")	300g(10.5 oz)
AE-105	105mm(4 1/8")	135mm(5 3/8")	290g(10.2 oz)
AE-95	95mm(3 3/4")	135mm(5 3/8")	280g(9.8 oz)
AE-85	85mm(3 3/8")	135mm(5 3/8")	270g(9.5 oz)



**Model RY 2
ROYAL 2**
Cr-Mo steel 6mm expander bolt and binder bolt. Socket 5mm hex.
Diam: 22.2mm
0.833; 22.0mm to order

Model	Extension	Length	Weight
RY 2-130	130mm(5 1/4")	135mm(5 3/8")	310g(10.9 oz)
RY 2-120	120mm(5 1/8")	135mm(5 3/8")	310g(10.9 oz)
RY 2-110	110mm(4 3/8")	135mm(5 3/8")	300g(10.5 oz)
RY 2-100	100mm(4")	135mm(5 3/8")	290g(10.2 oz)
RY 2-90	90mm(3 1/2")	135mm(5 3/8")	270g(9.45 oz)
RY 2-80	80mm(3 1/8")	135mm(5 3/8")	260g(9.1 oz)
RY 2-70	70mm(2 3/4")	135mm(5 3/8")	250g(8.8 oz)



**Model RY-TY
ROYAL TRACK**
The highest model for Track Racing.
Socket 6mm hex.
Diam: 22.2mm(7/8")
Length: 130mm(5 1/8")

Model	Angle	Extension	Weight
RY-100TY	65°	100mm(4")	315g(11 oz)
RY-90TY	65°	90mm(3 1/2")	300g(10.5 oz)
RY-80TY	65°	80mm(3 1/8")	285g(10 oz)

HANDLE STEMS

APEX STEMS



AX-AH

Model AX-AH APEX-AH

Forged Super Duralumin stem. Anodized finish.
Diam: 22.2mm(7/8")
0.833", 22.0mm to order.

Model	Extension	Length	Weight
AX-100AH	100mm(4")	150mm(5 7/8")	340g(12.0oz)
AX-80AH	80mm(3 1/8")	150mm(5 7/8")	320g(11.2oz)
AX-60AH	60mm(2 3/8")	180mm(7 1/8")	330g(11.6oz)

SR STEMS



SR-AH

Model SR SR

Melt-forged high-strength rustless light alloy stem.
AH Type: Allen head expander bolt and binder bolt. Socket 6mm hex.
Diam: 0.833", 22.0, 22.2mm

Model	Extension	Length	Weight
SR-100AH	100mm(4")	150mm(5 7/8")	340g(11.9oz)
SR-80AH	80mm(3 1/8")	150mm(5 7/8")	310g(10.9oz)
SR-80AH	80mm(3 1/8")	180mm(7 1/8")	340g(11.9oz)
SR-60AH	60mm(2 3/8")	150mm(5 7/8")	290g(10.2oz)
SR-60AH	60mm(2 3/8")	180mm(7 1/8")	320g(11.2oz)
SR-60AH	60mm(2 3/8")	230mm(9")	365g(12.8oz)
SR-50AH	50mm(2")	180mm(7 1/8")	305g(10.7oz)
SR-80E	80mm(3 1/8")	150mm(5 7/8")	310g(10.9oz)
SR-60E	60mm(2 3/8")	180mm(7 1/8")	320g(11.2oz)
SR-50E	50mm(2")	180mm(7 1/8")	305g(10.7oz)

CUSTOM STEMS

Melt-forged high-strength light alloy stem. Aerodynamic style.



CR

NEW

Model CR CUSTOM-R

Back clamp system.
Allen head expander bolt and clamp bolt.
Socket 6mm hex.

Model	Extension	Length	Weight
CR-80	80mm(3 1/8")	150mm(5 7/8")	320g(11.2oz)



CU

Model CU CUSTOM-U

Allen head expander bolt and binder bolt.
Socket 6mm hex. Hinge type.
Diam: 22.2mm, 22.0mm

Model	Extension	Length	Weight
CU-100	100mm(4")	150mm(5 7/8")	350g(12.3oz)
CU-80	80mm(3 1/8")	150mm(5 7/8")	330g(11.6oz)
CU-60	60mm(2 3/8")	180mm(7 1/8")	340g(11.9oz)



CS

NEW

Model CS CUSTOM-S

Allen head expander bolt and binder bolt.
Socket 6mm hex.
Separate type.

Model	Extension	Length	Weight
CS-80	80mm(3 1/8")	150mm(5 7/8")	370g(13oz)
CS-60	60mm(2 3/8")	180mm(7 1/8")	370g(13oz)




CT

Model CT CUSTOM

Allen head expander bolt and binder bolt.
Socket 6mm hex. Under lock type.
Diam: 0.833", 22.2mm, 22.0mm

Model	Extension	Length	Weight
CT-100	100mm(4")	150mm(5 7/8")	330g(11.6oz)
CT-80	80mm(3 1/8")	150mm(5 7/8")	300g(10.5oz)
CT-60	60mm(2 3/8")	150mm(5 7/8")	280g(9.8oz)



SAS-50AH x 190

Model SAS-50AH x 190 SAS-50E x 190

Melt-forged light alloy head and stainless steel tube.
Extension: 50mm(2")
Length: 190mm(7 1/2")
Diam: 22.2mm
Weight: AH 370g(13oz)
E 380g(13.4oz)




AS-40E x 190

Model AS-40E x 190

Melt-forged light alloy head and steel tube.
Extension: 30mm(1 3/8")
Length: 190mm(7 1/2"), 230mm(9")
Diam: 22.2mm
Weight: 360g(12.6oz)

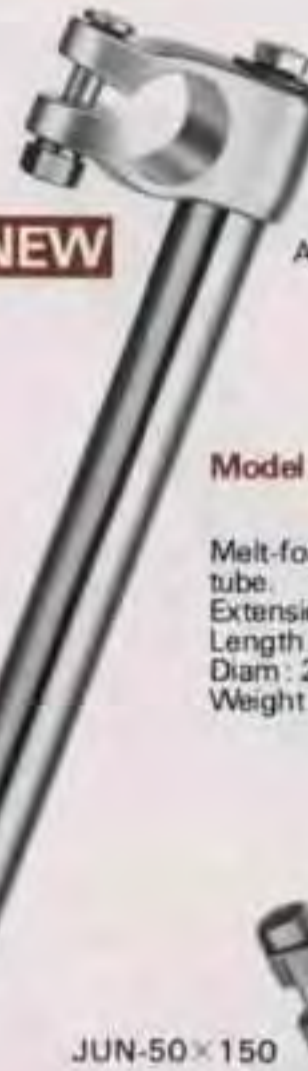
SAS-25E

NEW



Model SAS-25E x 230

Melt-forged light alloy head and stainless steel tube.
Extension: 25mm(1")
Length: 230mm(9")
Diam: 22.2mm
Weight: 350g(12.3oz)



AS-25E

Model AS-25E x 190 AS-25E x 230

Melt-forged light alloy head and steel tube.
Extension: 25mm(1")
Length: 190mm(7 1/2"), 230mm(9")
Diam: 22.2mm
Weight: 190mm 310g(10.9oz)
230mm 350g(12.3oz)



SW-50B x 135

Model SW-50 x 135 SW-50B x 135 (Black Anodized) SWAN-50 x 135

Melt-forged light alloy.
Extension: 50mm(2")
Length: 135mm(5 3/8")
Diam: 0.833"
Weight: 280g(9.8oz)



SW-50 x 165

Model SW-50 x 165 SWAN-50 x 165

Melt-forged light alloy.
Extension: 50mm(2")
Length: 165mm(6 1/2")
Diam: 22.2mm, 22.0mm
Weight: 300g(10.5oz)

JUN-50 x 150

Model JUN-50 x 150 JUN-50 x 150

Melt-forged light alloy stem.
Extension: 50mm(2")
Length: 150mm(5 7/8")
Diam: 150mm length 0.833"
Weight: (150mm) 270g(9.5oz)

HUBS

■ SILSTAR HUB-100, 300

Melt-forged light alloy one piece hub shell.
 Spoke Holes: 36×36H
 Thread: 1.37"×24T
 Over Lock Nut Dimension: Front 96mm(3.78") or 100mm(3.94")
 Rear 120mm(4.72") 5-Speed
 126mm(4.96") 6-Speed



SH-300QR

Model SH-300QR
SILSTAR HUB-300QR
 Small flange Quick-release type.
 Weight: 580g(20.3 oz)



SH-100QR

Model SH-100QR
SILSTAR HUB-100QR
 Large flange Quick-release type.
 Weight: 640g(22.4 oz)

■ SILSTAR HUB-600

NEW



SH-600

Model SH-600
SILSTAR HUB-600

Melt-forged light alloy one piece hub shell.
 Spoke Holes: 36×36H, Rear Hook Hole.
 Thread: 1.37"×24T, Both thread.
 Over Lock Nut Dimension: Front 93mm(3.66")
 Rear 114mm(4.49")
 Weight: 500g(17.5 oz)



SH-300SD

Model SH-300SD
SILSTAR HUB-300SD
 Small flange Solid Axle type.
 Weight: 480g(16.8 oz)



SH-100SD

Model SH-100SD
SILSTAR HUB-100SD
 Large flange Solid Axle type.
 Weight: 550g(19.3 oz)

SPECIAL TOOLS



T-902

Model T-902
 Tool for Cotterless crank fixing and extractor.
 Weight: 99g(3.47 oz)



T-908

Model T-908
 Handle stem and Seat pillar bolt wrench key.
 6mm hex.
 For AX, CR, CU, CS and CT stems. P5
 Seat pillar.
 Weight: 35g(1.23 oz)



T-905

Model T-905
 Chain wheel flat head screw wrench key.
 5mm hex.
 Weight: 18g(0.63 oz)



T-909

Model T-909
 Saddle spanner 13mm and 14mm.
 For CT-P3
 Weight: 56g(2 oz)



T-906

Model T-906
 Chain wheel fastening nut spanner.
 Weight: 10g(0.35 oz)



T-910

Model T-910
 Handle stem expander bolt wrench key.
 5mm hex.
 For FS, AE stem.
 Weight: 18g(0.63 oz)



T-911

Model T-911
 Bottom bracket adjustable cup spanner.
 For AX-BBS, SC-BBS, SI-BBS.
 Weight: 110g(3.9 oz)



T-907

Model T-907
 Saddle spanner, 10mm
 For RY-P1, CT-P1
 Weight: 42g(1.47 oz)



T-912

NEW

Model T-912
 Pedal screw wrench key.
 3mm hex.
 For SAKAE SP-12, MP-131.
 Weight: 5g(0.18 oz)

PEDALS

Melt-forged light alloy body.

All Pedals marked ★ were duly approved by German Safety Regulations.

Pedals marked ☆ are under application.



**Model SP-12
SILSTAR PEDAL-12**
Aerodynamic type.
Cr-Mo steel spindle.
Foot on size: 75mm(3")×70mm(2 3/4")
Thread: BC 3/8"×20T or M14×P1.25
Weight: 370g(13oz)
AC-45 Toe clip attachable.



**Model SP-11
SILSTAR PEDAL-11**
One piece frame. Platform type.
Cr-Mo steel spindle.
Foot on size: 60mm(2 3/8")×88mm(3 1/2")
Thread: BC 3/8"×20T or M14×P1.25
Weight: 380g(13.3oz)
Toe clip, Strap and Reflector attachable.



**Model SP-100AL (Alloy plates)
SP-100BL (Alloy plates black finish)
SP-100CP (Steel plates)
SILSTAR PEDAL-100AL, BL, CP**
Quill type.
Foot on size: 61mm(2 3/8")×100mm(4")
Thread: BC 3/8"×20T or M14×P1.25
Weight: 100AL, BL 345g(12.8oz)
100CP 420g(14.7oz)
Toe clip, Strap and Reflector attachable.



**Model SP-150 (C-P spindle)
SP-150SE (Black spindle)
SILSTAR PEDAL-150**
One piece frame. Quill type.
Foot on size: 61mm(2 3/8")×100mm(4")
Thread: BC 3/8"×20T or M14×P1.25
Weight: 370g(13oz)
Toe clip, Strap and Reflector attachable.

NEW



**Model SP-152
SILSTAR PEDAL-152**
One piece frame. Quill type, with Reflector.
Foot on size: 61mm(2 3/8")×100mm(4")
Thread: BC 3/8"×20T or M14×P1.25
Weight: 410g(14.4oz)
Toe clip and Strap attachable.



**Model SP-200AL (Alloy plates)
SP-200BL (Alloy plates black finish)
SILSTAR PEDAL-200AL, BL**
Track type.
Foot on size: 61mm(2 3/8")×80mm(3 1/8")
Thread: BC 3/8"×20T or M14×P1.25
Weight: 345g(12.1oz)



**Model SP-360
SILSTAR PEDAL-360**
One piece frame.
Quill type. With reflector.
Foot on size: 60mm(2 3/8")×105mm(4 1/8")
Thread: BC 3/8"×20T
M14×P1.25
Weight: 460g(16.1oz)



**Model SP-364
SILSTAR PEDAL-364**
One piece frame.
Self-Balanced pedal. With Reflector.
Foot on size: 75mm(3")×100mm(4")
Thread: BC 3/8"×20T or M14×P1.25
Weight: 550g(19.3oz)
Toe clip and Strap attachable.

NEW



**Model SP-466
SILSTAR PEDAL-466**
One piece frame. With Reflector.
Foot on size: 63mm(2 1/2")×100mm(4")
Thread: BC 3/8"×20T or M14×P1.25
Weight: 420g(14.7oz)

NEW



**Model SP-450 (with reflector)
SP-451 (without reflector)
SILSTAR PEDAL-450, 451**
One piece frame.
Both sides serrated.
Foot on size: 60mm(2 3/8")×95mm(3 3/4")
Thread: BC 3/8"×20T or M14×P1.25
Weight: SP-450 440g(15.4oz)
SP-451 400g(14oz)



**Model SP-550FW (White)
SP-550FB (Black)
SILSTAR PEDAL-550FB, FW**
One piece frame.
Full rubber type.
Foot on size: 65mm(2 5/8")×98mm(3 7/8")
Thread: BC 3/8"×20T or M14×P1.25
Weight: 500g(17.5oz)

SP-550FB

SP-550FW



**Model SP-562FW (White rubber)
SP-562FB (Black rubber)
SILSTAR PEDAL-562**
One piece frame.
Self-balanced pedal.
With reflector.
Foot on size: 70mm(2 3/4")×100mm(4")
Weight: 580g(19.6oz)



NEW

**Model SP-468
SILSTAR PEDAL-468**
One piece frame. With Reflector.
Foot on size: 64mm(2 1/2")×95mm(3 3/4")
Thread: BC 3/8"×20T or UNF 1/2"×20T
Weight: 410g(14.4oz)
AC-30, AC-40 Toe clip attachable.

Please specify the following details in your order.
Example
Model Thread
SP-150-B (BC 3/8"×20T)
-F (M14×P1.25)
-U (UNF 1/2"×20T)

NEW



**Model SP-601FW (White)
SP-601FB (Black)
SILSTAR PEDAL-601**
Made of plastic one piece frame.
For juvenile.
Foot on size: 55mm(2 1/8")×92mm(3 5/8")
Thread: BC 3/8"×20T
Weight: 290g(10.2oz)

NEW



**Model SP-511FW (White)
SP-511FB (Black)
SILSTAR PEDAL-511FB, FW**
Made of plastic one piece frame.
Self-Balanced pedal. With Reflector.
Foot on size: 75mm(3")×93mm(3 5/8")
Thread: BC 3/8"×20T or UNF 1/2"×20T
Weight: 430g(15.1oz)

NEW

SP-511FW

SEAT PILLARS

FOURSIR SEAT PILLARS

Forged Super Duralumin pillar, bracket and supporter.
Anodized finish. Top class racing model.



FS-P5

**Model FS-P5
FOURSIR-P5 (SAKAE LAPRADE)**
Saddle wire width: 43mm(1 1/8")
Pillar length: 190mm(7 1/2")
Diam: 25.8, 26.0, 26.2, 26.4, 26.6,
26.8, 27.0, 27.2mm
Weight: 200g(7oz)

ROYAL SEAT PILLARS

Forged Super Duralumin pillar, bracket and supporter.
Anodized finish.



RY-P1

**Model RY-P1
ROYAL-P1**
Saddle wire width: 45mm(1 3/4")
Pillar length: 195mm(7 3/4")
Diam: 25.8, 26.0, 26.2, 26.4, 26.6, 26.8,
27.0, 27.2mm
Weight: 310g(10.9oz)

CUSTOM SEAT PILLARS

Melt-forged high-strength light alloy Pillar, Bracket and Supporter.



CT-P3

**Model CT-P3
CUSTOM-P3**
Saddle wire width: 45mm(1 3/4")
Pillar length: 195mm(7 3/4")
Diam: 25.8, 26.0, 26.2, 26.4, 26.6,
26.8, 27.0mm
Weight: 295g(10.4oz)



CT-P5

**Model CT-P5
CUSTOM-P5 (SAKAE LAPRADE)**
Adjusted and fixing by a single bolt from below.
Saddle wire width: 43mm(1 1/8")
Pillar length: 190mm(7 1/2"), 220mm(8 3/4")
Diam: 25.4, 25.8, 26.0, 26.2, 26.4, 26.6,
26.8, 27.0, 27.2mm
Weight: (190mm) 250g(8.8oz)
(220mm) 270g(9.5oz)



CT-P5A

**Model CT-P5A
CUSTOM-P5A (SAKAE LAPRADE)**
Adjusted and fixing by a single bolt from below. Aerodynamic style.
Saddle wire width: 43mm(1 1/8")
Pillar length: 190mm(7 1/2"), 220mm(8 3/4")
Diam: 26.2, 26.4, 26.6, 26.8, 27.0mm
Weight: (190mm) 250g(8.8oz)
(220mm) 270g(9.5oz)



CT-P6

SDC

**Model CT-P6 (without saddle clamp)
CT-P6C (with saddle clamp)
CUSTOM-P6**
Pillar length: 180mm(7")
Diam: 25.4, 25.8, 26.0, 26.2,
26.4, 26.6, 26.8mm
Weight: 170g(6oz)

**Model SDC
SADDLE CLAMP**
Made of steel. U-P.
For CT-P6 seat pillar.
Weight: 100g(3.5oz)



ASP

**Model ASP
ALUMI SEAT POST**
Melt-forged high-strength Rustless light alloy post.
Length: 180mm(7") or 230mm(9")
Diam: 25.8, 26.0, 26.2, 26.4, 26.6,
26.8, 27.0, 27.2mm

PEDAL ACCESSORIES



SR TOE CLIP
AC-30
AC-40

SR TOE CLIP
AC-45

**Model AC-30
SR TOE CLIP**
Made of Extra Super Duralumin.
Anodized finish.
Size: S, M, L, LL
Weight: One set S, M 43g(1.5oz)
L 44g(1.5oz)
LL 46g(1.6oz)

**Model AC-40
SR TOE CLIP**
Made of Stainless steel.
Size: S, M, L
Weight: 78g(2.7oz)

**Model AC-45
SR TOE CLIP**
Made of Stainless steel.
Suitable for: SP-152, SP-364,
SP-12 (Without nut)
Size: M, L
Weight: One set 62g(2.2oz)



SR TOE STRAP

**Model AS-30WH (White)
AS-30BL (Black)
AS-30RD (Red)
AS-30BU (Blue)**

SR TOE STRAP
Made of Leather
Size: 400mm
Weight: 58g(2oz)



SR PEDAL SPIN

**Model AP-01
SR PEDAL SPIN**
Made of Stainless steel.
Weight: One set 20g(0.7oz)



SR TOE CLIP
ADAPTER

**Model AP-03
SR TOE CLIP ADAPTER**
Made of Stainless steel.
Suitable for: SP-12 or SP-364.
Also Reflector available for SP-12.
Weight: One set 20g(0.7oz)



SR REFLECTOR ADAPTER

**Model AP-02
SR REFLECTOR ADAPTER**
Suitable for: SP-11.
Made of Stainless steel.
Weight: One set 24g(0.8oz)















SR PEDAL REFLECTOR















**Model AR-02
SR PEDAL REFLECTORS**
Amber color.
Lens size: 64mm(2 1/2") x 15mm(1 1/4")
Weight: One set 60g(2.1oz)
Meet C.P.S.C standard.

ORIGINAL COMPONENT TABLE













AEROX SERIES

	CHAINWHEEL	PEDAL	HANDLE BAR	HANDLE STEM	SEAT PILLAR
ROAD RACING	AE-5LA 	SP-12 	RY-978 	RY2 	CT-P5A 
SPORTIF	AE-5RG 	SP-100 	WS 	AE 	CT-P5 
TOURING	AE-5TRG 	SP-11 	WR 		

SUPER CUSTOM SERIES

	CHAINWHEEL	PEDAL	HANDLE BAR	HANDLE STEM	SEAT PILLAR	HUB
RACING	CT-5LA 	SP-150 	CTD 	CR 	CT-P5 	SH-300QR 
SPORTIF	CT-5RG 	SP-152 	RND 	CU 	CT-P3 	SH-100QR 
TOURING	CT-5TG 			CT 		

CUSTOM DX GROUP

	CHAINWHEEL	PEDAL	HANDLE BAR	HANDLE STEM	SEAT PILLAR	HUB
POPULAR SPORTS MODEL		SP-364 	CTD 	SR 	CT-P6 	SH-300SD 
10, 12 SPEED MODEL	CAC-5DXC3 	SP-466 	RND 		ASP 	SH-100SD 
5, 6 SPEED MODEL	CAC-5DXC3 Single 	SP-468 				

SAKAE RINGYO CO., LTD.

Specifications subject to change without notice

SEP. 82. PRINTED IN JAPAN

Head office: 2-16 Aoi, Adachi-ku, Tokyo, Japan, Phone 03-889-3401
 Mitsukaido Plant: 1831 Otsukatomachi, Mitsukaido, Ibaragi, Japan
 Kokinu Plant: Kokinu, Yawaharamura, Tsukubagun, Ibaragi, Japan
 Shimane Plant: 5-13 Chuohoncho, Adachi-ku, Tokyo, Japan