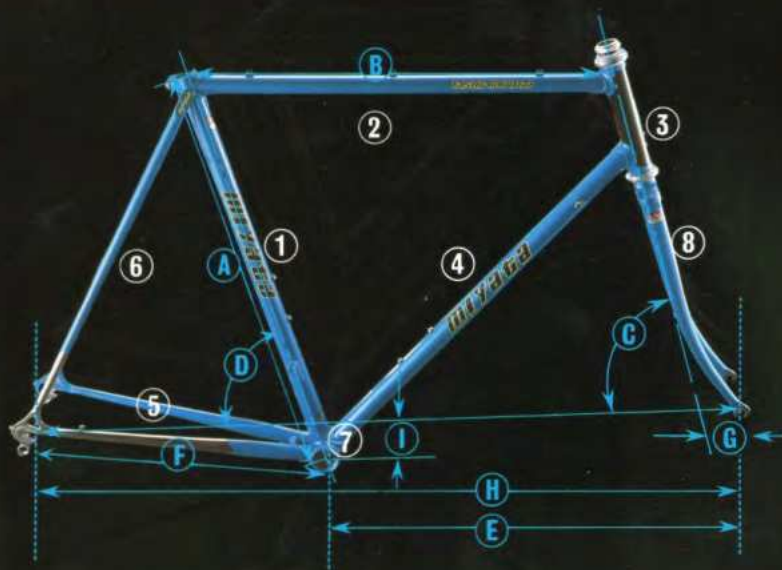


THE RIGHT FRAME OF REFERENCE

GIANT Shop



Frame Geometry
 A Seat Tube Length
 B Top Tube Length
 C Head Tube Angle
 D Seat Tube Angle
 E Front Center Length
 F Chain Stay Length
 G Fork Offset (Rake)
 H Wheelbase
 I Drop

Frame Anatomy
 1 Seat Tube
 2 Top Tube
 3 Head Tube
 4 Down Tube
 5 Chain Stays
 6 Seat Stays
 7 Bottom Bracket
 8 Fork

You've probably heard the term, frame geometry. What does it mean? Simply stated: frame geometry is the relationship between the main frame tubes—the angles at which they intersect.

Why is this information important? Frame geometry dictates how well a bicycle can perform a specific task. So, your ultimate satisfaction with your new bicycle will depend on whether or not the frame was designed to do what you want it to.

THE RIGHT DESIGN

For example, steep tube angles are used for racing bicycles. The seat tube and head tube are more vertical than other frames, the angle of fork rake is reduced, and the seat and chain stays are shortened to pull the wheels close to the main tubes. The result is a very stiff frame with a short wheel base. A bicycle bearing such frame geometry quickly transforms all the cyclist's power to the rear wheel for tremendous break-away speed. It is quick, responsive and extremely maneuverable. But if you're planning a long road trip and have lots of gear to carry, you won't be happy.

But you can be happy that Miyata has a frame specifically designed for every use: Racing, Track, Triathlon, Touring, Mountain, City and Beach. Even bicycles that are designed to satisfactorily perform in a variety of situations for those of you who can't make up your mind (or resist buying more than one bicycle).

THE RIGHT STUFF

Once intelligent frame geometry has been achieved, sophisticated metallurgy must follow. If responsiveness has been the focus of the design, it must not be defeated by mass. To that end, Miyata has created its own special version of chrome molybdenum alloyed steel. CrMo. Exceedingly light weight, amazingly strong, it is processed to the industry's most exacting tolerances in our own plant. We're the only bicycle manufacturer to go to the trouble of processing our own tubing, but the reputation we've earned for frame excellence makes it well worthwhile. And because we process our own tubing, Miyata frames are already in their second generation of triple-butting—an evolution that has produced refinements in tubing design yet undiscovered by other frame makers.

Butting is simply the process of making the tubes thicker at the ends, where the tubes butt together, to create stronger joints. Double-butting then, means the tube walls are thicker on the ends than in the middle. In triple-butting, the two ends are two different thicknesses. When you have your own tubing mill, you can use the exact thickness dictated by frame dynamics instead of what you can buy from a tubing company's warehouse.

Miyata has never been content with yesterday's technology. To reduce weight still more without sacrificing strength, Miyata is introducing the latest refinement in tube design—the Spline. A discrete ridge

of CrMo steel that rifles its way around the interior wall of very, very thin tubing to give it the strength of tubing many times thicker. The advantages of Spline tubing in bicycle frame construction should be obvious. And they are: while seeking excellence for our own production frames, suddenly we have tubes sought after by the world's finest custom frame makers. Welcome.

THE RIGHT INVESTMENT

Assembly is perhaps the most critical phase in the creation of a bicycle frame. And it is at this stage that Miyata exceeds industry standards in every step of production. The specific geometry of the frame's design is maintained by carefully mitering the tubes by laser beam, then joining them with investment-cast lugs. Accuracy is crucial. Gaps in the molten brass flowing between lug and tube wall can create weak spots, and all the refinements in tube strength are instantly negated. The precision of investment-cast lugs assure that no compromise is made in the frame's integrity. Equally critical to frame strength are the temperatures used during brazing. Overheating or rapid cooling makes the metal brittle and prone to shatter under stress. Brazing is too delicate to be entrusted to an assembly line worker with a hand

torch. If his concentration is lost for a moment or two, the joint could be overheated by a degree or two. The result is a joint destined to fail. That can't happen at Miyata. Machines and robots, every move infallibly ordained by computers, grasp, align and braze our frames in repetitious perfection. And, in so doing, ritualistically destroy the hand-crafted myth perpetuated by frame makers who have failed to make a commitment to advanced methods of manufacturing.

THE RIGHT LIGHT

Miyata, too, recognizes the virtues of aluminum. And to those who have been converted to the new faith, rejoice in the introduction of our first (and soon two more) all-aluminum bicycles. They're designed to be part of our racing line-up, all suitable for triathlon competition. All

three models will feature the two major advantages of aluminum – that of being dramatically lighter and stiffer than conventional metals. But this is not just another aluminum bicycle. In keeping with the Miyata tradition of innovation, this is the introduction of a new alloy for aluminum bicycle tubing. Our new recipe permits these frames to be welded with no appreciable loss in tube strength. Thus allowing a very competitive racing machine to be very competitively priced.

THE RIGHT DIRECTION

Beyond the introduction of Spline tubing and advanced aluminum and CrMo metallurgy is Miyata's research into carbon-fiber tubing. Varying designs in tube cross-sections (oval, square, triangular, etc.) to increase strength and reduce size. And building the chain stays unequally

to compensate for greater stress on the chain-ring side of the frame. Forward looking. Forward thinking. A direction Miyata takes to quite naturally.

THE RIGHT FINISH

Every frame undergoes a seven-step process to hide all our good works. First it's polished and treated with zinc phosphate to improve paint adhesion and to eliminate rusting. The frame is painted, using the latest electrostatic techniques, with layers of primers and finishing lacquers. After the decals, a topcoat of hard, clear acrylic is applied to add a final deep lustre, and to protect the decals that declare the intelligence of your choice.



The finishing touch. See how beautifully we cover our butts.



Our tubing machines. Crucible for the world's best production frames.

Butted ends taper to the thin, middle thickness (or thinness) of our Cr-Mo tubing.

The butted end. Each end a different thickness to exactly meet stress requirements.

The Spline. The ridge of steel that allows tubes to be lighter, yet stronger.




THE RIGHT CONCLUSION

Now that the frame is completed, a carefully balanced set of components is selected to help it fulfill its destiny Shimano. DiaCompe. SunTour. Names to be trusted. Products proven for superior reliability and performance.

Products that are available on other bicycles, to be sure. But the extent to which they're permitted to perform their various tasks satisfactorily depends on the frame to which they're attached. If you've read this far, you can only conclude that if they're attached to a Miyata frame, their proper function is assured.

And that's the right frame of reference.

STRENGTH RETENTION DURING BRAZING



□ BEFORE BRAZING kg/mm² □ AFTER BRAZING kg/mm²



PRO RACING SERIES

TEAM MIYATA



Designed and engineered for the triathlete and competitive racer alike. The Pro Miyata features a splined triple-butted Chromoly frame with a Suntour Sprint competition group.

Aero brake levers, bald Kevlar belted tires, water bottle with cage, toe clips and straps and tools are all included. **Color:** Pepper Red with Yellow head tube. **Frame Sizes:** 50, 54, 57, 60, 63 cm. **Speeds:** 14

PRO MIYATA



Miyata's leadership in frame technology is readily apparent in this competition model. Splined triple-butted tubing in a Chromoly frame and front fork for added strength without added weight. Shimano New Dura Ace Gruppo. Investment-cast lugs throughout. The Team Miyata is designed to withstand the punishment of competitive racing. A Super Turbo

saddle, water bottle with cage, toe clips and straps, tools and rim cement are all standard equipment on the Team Miyata. **Color:** Team Blue with Black head tube. **Frame Sizes:** 50, 52, 54, 56, 58, 60, 63 cm. **Speeds:** 12


Racing bicycles. Here is where frame geometry becomes most critical. The steeply angled head tube thrusts the front wheel backward. Shortened chain stays pull the rear wheel forward, resulting in a compressed wheelbase that quickens response time to a heartbeat. A frame that's strong and inflexible. Designed to translate every ounce of energy the cyclist puts into it, into victory. Because you believe winning is everything, you have

THE RIGHT FRAME OF REFERENCE.



Our semi-pro series offers no compromise to those who are very serious about competition or fitness. These chromoly frames are fully-lugged and finished with the same care as our top racers. They're strong. Light weight. Responsive. Yet, specifically designed to compensate for cyclists who, though not openly in pursuit of the Yellow Jersey, secretly covet entering a Tin Man or two. And we know helping you achieve your personal best is

THE RIGHT FRAME OF REFERENCE.



TRIATHALON DESIGN

Triple-butted Chromoly tubing and larger-than-normal-diameter seat stays make this the ideal bicycle for triathlon competition. Chromoly front fork, Dia Compe Aero brake levers and super hard anodized rims are just a few of the outstanding features of the 710. **Colors:** Steel Blue with Yellow head tube, Pepper Red with Silver head tube. **Frame Sizes:** 46, 50, 54, 57, 60, 63 cm. **Speeds:** 12



COMPETITION/FITNESS

TRIATHALON

912



The bicycle triathletes everywhere prefer. Miyata's frame building technology is exemplified in the 912. This top-of-the-series model features a splined triple-butted frame and front fork for a stronger frame without the added weight. Features include Shimano's New 600 EX Groupo drive train system with a biopace chain ring, larger seat stays, triathlon saddle and bald tires for less rolling resistance. Extras include water bottle with cage, toe clips and straps and tool kit. **Colors:** Sterling Black with Pink head tube. **Frame Sizes:** 50, 54, 57, 60, 63 cm. **Speeds:** 12

TRIATHALON

310



An economical triathlon-engineered bicycle. Quick and responsive with a frame designed and built to withstand the rigors of competitive riding. Investment-cast seat lugs, 700c rims and spooned seat stays are just a few of the quality features you'll find on this model. **Colors:** Dark Platinum with Red head tube, Cream Teal with Silver head tube. **Frame Sizes:** 50, 54, 57, 60, 63 cm. **Speeds:** 12

PISTA



The stiff ride of this Miyata track bicycle makes it ideal for those just beginning competitive riding. Chromoly double-butted tubing, Mangalight front fork and tapered seat stays combine with Sugino and Suntour components to make the Pista an exceptional track bicycle value. And it weighs in at a scant 20½ lbs. Extras include tools. **Color:** Pearl White with Black head tube. **Frame Sizes:** 50, 54, 57, 60, 63 cm.

TOURING SERIES

Of all the specifically designed frames, the touring frame is the greatest challenge. It is not enough to simply extend the fork rake to provide a longer wheelbase. Ultimate performance requires exotic combinations of angles and stresses. A touring frame must provide stability when burdened with gear, yet be quick and responsive. It must be flexible enough to absorb road shock, yet strong enough to hold together on the worst of them. It must position the rider for efficient cycling, yet comfortably enough to spend long hours in the saddle. Miyata succeeds because we know you believe getting there is all the fun. That's

THE RIGHT FRAME OF REFERENCE.



210

210M

The economy-minded touring cyclist will find many features on this model not found on other makes. Rear carrier, toe clips and straps, 40-hole rear wheel, quick release hubs and cantilever brakes. Like most Miyata bicycles, the 210 has triple-butted Chromoly tubing and a clear protective coating to preserve the paint finish and decals. **Colors:** Rocky Blue, Sandstone. **M:** Rocky Blue, Sandstone. **Frame Sizes:** 19½", 21", 23", 25"; 19½" (M). **Speeds:** 18



610

This 10 has been designed to combine the features of both the touring and sport bicycles. The frame is designed for touring while the steering is a bit quicker and the ride slightly stiffer.

Like the 1000, this model features an 18-speed biopace crank set. Sealed hubs and head set, radial tires, 40-hole rear wheel and cantilever brakes are some of the other outstanding features. **Color:** Claret Red with Silver head tube.

Frame Sizes: 45, 50, 54, 58, 63 cm. **Speeds:** 18



Our finest touring model is designed for enjoyment.

Miyata's manufacturing reputation means fewer frame-related problems. And that means a trouble-free ride. Splined, triple-butted tubing is used for the frame and front fork. Sealed hubs and head set and a 18-speed biopace crank set provides you with an almost effortless ride. Many extras include a rear carrier, internal wiring and radial tires.

Color: Royal Platinum with Gold head tube. **Frame Sizes:** 50, 54, 57, 60, 63 cm.

Speeds: 18

1000





The frame and unicrown fork are made of Chromoly tubing for added strength to stand up under all kinds of off-the-road conditions. An 18-speed biopace crank system allows you to adjust to any riding situation. Quick-release front wheel and cantilever brakes are standard equipment. **Color:** Royal Platinum. **Frame Sizes:** 17½", 19½", 21", 23", 25". **Speeds:** 18


TRAIL RUNNER



All-terrain bicycles are turning the bicycle world upside down. We could do no less. We took a whole new look at frame design to create bicycles that can best be appreciated by masochists. We lead the industry with frame dynamics that redefines strength as resiliency: It's better to give a little rather than break.

So when you take on mountain boulders or city potholes you'll come away with your machine still under you. Going to the edge does not mean going over it, and that's

THE RIGHT FRAME OF REFERENCE.



TERRA RUNNER



Chromoly triple-butted tubing and a unicrown Chromoly front fork combined with Miyata's engineering know-how has produced a frame that challenges you to ride it everywhere, secure in the knowledge that the frame won't fail you. Suntour, Shimano and Dia Compe components are matched up to give you performance you expect from a Miyata bicycle. **Color:** Rocky Blue. **Frame Sizes:** 17½", 19½", 21", 23". **Speeds:** 18

Bone-jarring rocks, twisting trails, heart-stopping descents. That's no time for a mechanical failure. This top of the line All Terrain Bicycle from Miyata gives you the confidence to explore the unknown. To go where few have been before. Suntour XC brake, the strongest yet devised for a mountain bicycle. Biopace chain ring. Triple-butted Chromoly tubing and unicrown front fork. **Color:** Sterling Black. **Frame Sizes:** 17½", 19½", 21", 23". **Speeds:** 18

RIDGE RUNNER



ATB SERIES

ATB SERIES



SR-L

SHORE RUNNER



Ride it anywhere. At the beach or in the city, the Shore Runner is equally at home. An excellent value for the money, this model features Suntour, Shimano and Dia Compe components. For the enthusiast who wants to enjoy all-terrain bicycling at a modest cost, the Shore Runner is an ideal choice. **Color:** Claret Red. **L:** Claret Red. **Frame Sizes:** 19½", 21", 23"; 17½" (L). **Speeds:** 12

CITY RUNNER



Riding boulevards or back-roads, the City Runner can bring you through. Miyata technology and a fully-lugged Mangalight frame combine to give you a bicycle capable of withstanding all types of road surfaces. Unicrown fork, front wheel quick-release and cantilever brakes are some of its features. **Colors:** Steel Blue, Cream Teal. **L:** Steel Blue, Cream Teal. **Frame Sizes:** 17½", 19½", 21", 23"; 17½", 21" (L). **Speeds:** 12

CR-L



OMNIUM. THE NEW TECHNOLOGY

ALUMINUM

It only looks fat. Actually the aluminum frame is dramatically, measurably lighter and stronger than conventional steel frames. Aluminum is definitely the hot new look on the triathlon circuit. And for good reason: oversize tubes give these racers extra stiffness to convert more



TRIATHALON DESIGN



of the cyclists' energy into forward thrust. With lightness that reduces response time to a reflex. Miyata's exclusive new tubing alloys aluminum with special metals to make tubes that can be TIG welded without reducing their strength. After welding, conventional tubes need to be heat-treated to replace their strength — a process that can warp tubes and create a misaligned frame. That's never a possibility with Omnum. Omnum, already quick and responsive, is combined with the longer power stroke of Shimano's biopace crank set to put you even further up the hill than your competition, and that's

NEW MODELS LATE 1986

**THE RIGHT FRAME
OF REFERENCE.**

Black anodized rims and chain ring give a truly distinctive appearance to the 110. Spooned seat stays, Chromoly triple-butted tubing and a Mangalight racing fork combine to make this one of Miyata's most popular models. **Colors:** Ultramarine with Silver head tube, Starlite Black with Silver head tube. **Frame Sizes:** 19½", 21", 23", 25", 27". **Speeds:** 12



110



Accurate frame alignment is the key to the component group performing properly. We take alignment on our sport series just as seriously as we do on our Team Miyata. Why? One of these bicycles may be your first introduction to Miyata. And we believe a good first impression is often a lasting one. That's **THE RIGHT FRAME OF REFERENCE.**



Chromoly triple-butted tubing puts the frame strength where it's needed while reducing thickness in the non-critical areas. The result is a stronger, lighter weight frame. Toe clips and straps, quick-release hubs and quality components make this a real value. **Colors:** Dark Platinum, Diamond Blue. **M:** Georgia Peach, Diamond Blue. **Frame Sizes:** 19½", 21", 23", 25"; 19½", 22" (M). **Speeds:** 12



100

100M



90

90M



Triple-butted tubing, alloy rims, front quick-release hub and brazed-on bottle base-ments. These Miyata models also feature (Shimano) gear cluster, crank set and brakes. An outstanding value for the price-conscious buyer.

Colors: Quicksilver, Ultramarine. **M:** Champagne Pink, Ultramarine. **Frame Sizes:** 19½", 21", 23", 25"; 19½", 22" (M). **Speeds:** 12

SPORT SERIES

SPORT SERIES



10M

SPORT 10



Five men's and two ladies' frame sizes. The Sport 10 features padded foam grips, stem shifter and Shimano dual brake levers. This 12-speed has many components found on more expensive bicycles. **Colors:** Starlite Black, Diamond Blue. **M:** Regent Red, Diamond Blue. **Frame Sizes:** 17³/₄", 19¹/₂", 21", 23", 25"; 17³/₄", 19¹/₂" (M). **Speeds:** 12

SPORT JUNIOR



The Sport Junior, similar to the Sport 10, is equipped with 24" diameter wheels instead of 27" for the beginning rider. **Colors:** Starlight Black, Diamond Blue. **M:** Starlight Black, Diamond Blue. **Speeds:** 10

JR/M



COMMUTER SERIES

For the commuter who prefers a 3-speed bicycle. Hi-tension steel frame, Shimano gears.

Miyata quality. The Park Avenue is truly a star among the 3-speed galaxy. Men's available in three frame sizes.

Like the men's model, the ladies' style comes equipped with cotterless cranks, chain cover and a kick stand. **Color:** Nightwatch Blue. **Size:** 19½", 21", 23"; 19½" (M). **Speeds:** 3

PARK AVENUE



A quality 5-speed for commuting or cruising. Features include alloy rims, cotterless cranks, chain cover and a kick stand. Keep physically fit bicycling to the station or office on a Miyata. Ladies' model has the same SunTour and Dia-Compe components as the men's model. **Color:** Pewter. **Size:** 19½", 21", 23"; 19½" (M). **Speeds:** 5

FIFTH AVENUE



SPECIALITY

Even the name implies "fun." And what little girl won't have fun on this bicycle. The 20" is equipped with a front basket and handlebar bell. The 16" has training wheels, rear carrier and buzzer type horn. Both have a full chain guard for safety.

16" equipped with a coated wire basket and travel case, rear carrier, buzzer-type horn and training wheels.

20" equipped with front coated wire basket, travel case and handlebar bell.

Copyright 1976 SANRIO CO., LTD

KIKI & LALA



F-16

F-20

F-24

FX-24

UNICYCLES

Ready for a new cycling experience? Take a test ride on a Miyata unicycle. The Flamingo model is available in three frame sizes. Color is blue.

The Flamingo DX features an Alloy cotterless cranks, Ariake nylon saddle and tough BMX Alloy rim. The Flamingo DX is available in two frame size. Color is chrome plated.

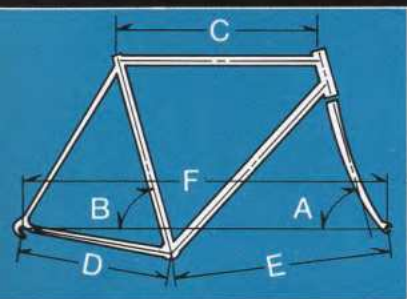
FRAME SETS

TEAM PISTA



RIDGE RUNNER





FRAME SIZE	A	B	C	D	E	F
50cm	73°30'	75°	535	397	587	977
54cm	74°	75°	550	397	587	978
58cm	74°	75°	565	397	592	982
60cm	74°	75°	580	397	607	997
63cm	74°	75°	580	397	607	997

FRAME MATERIAL: MIYATA Chromoly double butted tubing, Chromoly oval chain stays, Chromoly wide tapered seat stays, MIYATA Professional Hi-Tension steel lugs and SHIMANO FE-UFP forged ends. **FRONT FORK:** MIYATA Chromoly 24mm round blades with Chromoly investment cast crown, reinforcement plates and SHIMANO UFP forged ends. **HEAD SET:** Italian size. **HUB SIZE:** 100mm (Front) x 120mm (Rear) **BOTTOM BRACKET:** English thread, width 68mm. **SEAT PILLAR:** 26.8mm diameter. **COLOR:** Bright Blue (B-114) **EXTRAS:** AH seat pin.

FRAME SIZE	A	B	C	D	E	F
50cm	72°	70°	540	450	620	1069
54cm	71.5°	71°	560	450	625	1072
58cm	71°	72°	580	450	639	1086
60cm	71.5°	72°	600	450	660	1107

FRAME MATERIALS: Cr-Mo triple butted tubing, Cr-Mo seat and chain stays, Shimano SF-22 ends, Fully lugged frame. **FRONT FORK:** Tange uni-crown, full chromoly, TL forged ends. **HEADSET:** Italian size. **OVER LOCK NUT DIMENSION:** (F) 100mm (R) 130mm **BOTTOM BRACKET:** English thread, width 70mm **SEAT POST DIAMETER:** 26.8mm **PARTS:** Rear end adjusting screws, AH bolts on bottle basements and rack mounts. **COLOR:** Sterling Black. **BRAZED-ONS:** Cantilever brake bosses, Bottle basements on down tube and seat tube, Cable guide on bottom bracket shell, Carrier bracket on seat stay, Fender bosses, Carrier basements for low mount front rack, Pump peg.

TEAM MIYATA



FRAME SIZE	A	B	C	D	E	F
50cm	72°	73.75°	535	413	590	996
52cm	72°	74°	535	413	588	993
54cm	73°	74°	550	413	589	992
56cm	73°	74°	550	413	590	993
58cm	73°	74°	565	413	605	1008
60cm	73°	74°	580	413	620	1023
63cm	73°	74°	580	413	620	1023

FRAME MATERIALS: Cr-Mo triple butted Spined tubing, Cr-Mo seat and chain stays, Miyata investment cast lugs, Shimano EF ends. **FRONT FORK:** Cr-Mo tubing, lost wax crown with reinforcement plates, Shimano UF ends. **HEADSET:** Italian size **OVER LOCK NUT DIMENSION:** (F) 100mm (R) 126mm **BOTTOM BRACKET:** English thread, width 68mm **SEAT POST DIAMETER:** 26.8mm **PARTS:** AH Seat pin, Rear end adjusting screws, AH bolts on bottle basements. **COLOR:** Team Blue with Black head tube. **BRAZED-ONS:** Campagnolo style shifter basements on down tube, Bottle basements on down tube and seat tube, F.D fixing bracket on seat tube, Brake basement on rear bridge, Chain hook on seat stay.

PRO



FRAME SIZE	A	B	C	D	E	F
50cm	72°	74°	535	410	590	994
54cm	73°	74°	550	410	590	990
57cm	73°	74°	565	410	605	1005
60cm	73°	74°	580	410	620	1021
63cm	73°	74°	580	410	621	1021

FRAME MATERIALS: Cr-Mo triple butted Spined tubing, Cr-Mo seat and chain stays, Miyata investment cast lugs, Suntour PRO ends. **FRONT FORK:** Cr-Mo tubing, lost wax crown with reinforcement plates, TFR forged ends. **HEADSET:** Italian size. **OVER LOCK NUT DIMENSION:** (F) 100mm (R) 126mm **BOTTOM BRACKET:** English thread, width 68mm **SEAT POST DIAMETER:** 26.8mm **PARTS:** Rear end adjusting screws, AH bolts on bottle basements. **COLOR:** Pepper Red with Yellow head tube. **BRAZED-ONS:** Campagnolo style shifter basements on down tube, F.D fixing bracket on seat tube, Bottle basements on down tube and seat tube, Cable guides on bottom bracket shell, Brake basement on rear bridge, Chain hook on seat stay, Pump peg.

912



FRAME SIZE	A	B	C	D	E	F
50cm	71°	72.5°	535	420	589	1001
54cm	72°	73°	550	420	593	1003
57cm	73°	73°	565	420	600	1010
60cm	73°	73°	580	420	614	1024
63cm	73°	73°	580	420	615	1025

FRAME MATERIALS: Cr-Mo triple butted spined tubing, Cr-Mo seat and chain stays, Miyata investment cast lugs, Shimano SF ends. **FRONT FORK:** Cr-Mo tubing, cast crown, TF forged ends. **HEADSET:** Italian size. **OVER LOCK NUT DIMENSION:** (F) 100mm (R) 126mm **BOTTOM BRACKET:** English thread, width 68mm **SEAT POST DIAMETER:** 26.8mm **PARTS:** AH seat pin, Rear end adjusting screws, AH bolts on bottle basement. **COLOR:** Sterling Black with Pink head tube. **BRAZED-ONS:** Campagnolo style shifter basements on down tube, Bottle basements on down tube and seat tube, Cable guides on bottom bracket shell, Brake basement on rear bridge, Chain hook on seat stay, Pump peg.

ACCESSORIES

T-SHIRTS



JERSEYS



SHORTS



GOLF SHIRT




LS T-SHIRTS



JACKET



APRON



CAPS



WHEEL COVER



RACK



TIRES

ALL TERRAIN

26 x 2.125 26 x 1.625
 26 x 1.75 *GSW
 *SSW 55 psi
 50 psi

RADIAL

27 x 1 1/4
 700 x 32
 *SSW
 Dual Hard
 Tread
 80 psi
 Nylon Belted

GRAND SPORT

27 x 1 1/8
 700 x 28
 700 x 25
 *SSW
 Dual Hard
 Tread
 100 psi
 Nylon Belted

BALD

700 x 23
 700 x 25
 *SSW
 Dual Hard
 Tread
 110 psi
 Kevlar Belted

GRAND TOURING

27 x 1 1/8
 *SSW
 Dual Hard
 Tread
 100 psi
 Nylon Belted

SPORT

27 x 1 1/4
 27 x 1 1/8
 *GSW
 90 psi

*GSW - Gum Side Wall
 *SSW - Skin Side Wall



BOTTLES



MUGS

SERIES	PROFESSIONAL RACING SERIES			COMPETITION/FITNESS SERIES				GRAND TOURING	
MODEL	TEAM MIYATA	OMNIUM ALUMINUM	PRO MIYATA	912	710	310	PISTA	1000	610
FRAME SIZES	50, 52, 54, 56, 58, 60, 63 cm	50, 54, 57, 61 cm	50, 54, 57, 60, 63 cm	50, 54, 57, 60, 63 cm	46, 50, 54, 57, 60, 63 cm	50, 54, 57, 60, 63 cm	50, 54, 57, 60, 63 cm	50, 54, 57, 60, 63 cm	46, 50, 54, 58, 63 cm
FRAME MATERIALS	Cr-Mo triple butted splined tubing. 16mm tapered seat stays. Cr-Mo oval chain stays. Inv. Cast. B.B.	Aluminum	Cr-Mo triple butted splined tubing. 16mm tapered seat stays. Cr-Mo oval chain stays.	Cr-Mo triple butted splined tubing. 16mm tapered seat stays and Cr-Mo oval chain stays.	Cr-Mo triple butted tubing. 16mm tapered seat stays and Cr-Mo oval chain stays.	Cr-Mo triple butted tubing. 16mm tapered seat stays. Inv. Cast Seat Lug	Cr-Mo triple butted tubing.	Cr-Mo triple butted splined tubing. Cast lugs. 16mm tapered seat stays. Cr-Mo oval chain stays.	Cr-Mo triple butted tubing. 16mm tapered seat stays and oval chain stays.
FRONT FORK	Cr-Mo splined 24mm oval cast crown.	Aluminum	Cr-Mo 24mm oval chrome plated.	Cr-Mo 24mm oval tubing. Semi-sloping crown.	Cr-Mo tubing with semi-sloping crown.	Mangalight with semi-sloping crown.	Mangalight with semi-sloping crown.	Cr-Mo splined 24mm oval tubing. Semi-sloping crown.	Mangalight tubing. Italian style crown.
HEADSET	SHIMANO New Dura-Ace Sealed	SHIMANO New 600 EX Sealed	SUNTOUR Sealed	SHIMANO New 600EX Sealed	TANGE MES Sealed	TANGE MES Sealed	TANGE Nova	SHIMANO New 600EX Sealed	TANGE MES Sealed
DERAILLEURS	SHIMANO New Dura-Ace w/new Dura-Ace 515 shifter	SHIMANO New 600 EX w/GMG side mount shifter	SUNTOUR Sprint	SHIMANO New 600 EX w/GMG side mount shifter	SUNTOUR New Cyclone w/top-mount shifter	SHIMANO 105 w/GMG top mount shifter	—	SHIMANO (F) Deore XT-GS (R) Deore XT-SP SLZ-408 shifter	SHIMANO (F) Z-206-GS (R) L-523-SGS w/L-422 shifter
CLUSTER	SHIMANO New Dura-Ace 6 speed 13-18 teeth	SHIMANO New 600 EX 6 speed 13-24 teeth	SUNTOUR Winner Pro 7 speed 13-21 teeth	SHIMANO New 600 EX 6 speed 13-24 teeth sealed	SUNTOUR 6 speed 13-26 teeth Gold	SHIMANO UG 6 speed 14-28 teeth Black	SUNTOUR 15-tooth sprocket	SHIMANO New 600 EX 6 speed 14-28 teeth sealed	SHIMANO UG 6 speed 14-28 teeth Gold
CHAIN	SHIMANO Dura-Ace UG Nickel Finish	SHIMANO 600 UG Silver/Black	SUNTOUR Pro Silver/Blue	SHIMANO 600 UG Silver/Black	SUNTOUR Z Gold/Black	SHIMANO UG Black	DID TRACK	SHIMANO 600 UG Silver/Black	SHIMANO 600 UG Gold/Black
CRANK SET	SHIMANO New Dura-Ace 53x42 teeth Sealed	SHIMANO New 600 EX 52x42 Biopace ring	SUNTOUR Sprint 53x42 teeth Sealed	SHIMANO New 600 EX 52x42 teeth Bio. ring sealed	SUGINO GS-LP 52x42 teeth Sealed	MIYATA SIGNATURE SUC-100 52x42 teeth	SUGINO Astron track 50 teeth	SHIMANO New 600EX 50x44x28 teeth Bio. ring sealed	SHIMANO 50x44x28 teeth Biopace ring
PEDALS	SHIMANO New Dura-Ace Sealed	SHIMANO New 600 EX Sealed	SUNTOUR Sprint Sealed	SHIMANO New 600 EX Sealed	MKS Esquartz 102	SR SP-250	MKS Sylvan Track	SR SP-155 Sealed	SR SP-155 Sealed
TIRES	MIYATA Tubular 230g.	National Trisport 700x20c SSW Dual Hard Nylon	MIYATA KEVLAR Belted 700x23C SSW 100 lbs. 300g. Bald Type	MIYATA RECORD Nylon Belted 700x25c SSW 100 lbs. 270g. Bald Type	MIYATA GRAND SPORT Nylon Belted 700x25c SSW 100 lbs. 270g. Dual Hard Tread	MIYATA GRAND SPORT 700x28c SSW 70-80 lbs. 320g. Dual Hard Tread	MIYATA Leger Tubular 230g.	MIYATA Radial Grand Touring Nylon Belted 700x32c SSW 70-80 lbs. 360g Dual Hard Tread	MIYATA Radial Grand Touring Nylon Belted 700x32c SSW 70-80 lbs. 360g Dual Hard Tread
RIMS	MAVIC GP-4	ARAYA 700c Anodized	ARAYA Model 20-A 700C Grey Hard Anodized	UKAI Model 20-A 700C Hard Anodized	UKAI Model 20-A 700C GMG Hard Anodized	UKAI Model 20-A 700C GMG/Silver	ARAYA 16-B	UKAI LA-14 36H/40H 700c Black/Silver	UKAI LA-14 36H/40H 700c Anodized
BRAKE SET*	SHIMANO New Dura-Ace	SHIMANO New 600 EX	SUNTOUR Sprint Aero Levers	SHIMANO New 600 EX	DIA-COMPE GX-400 Aero Levers	SHIMANO BR-Z 570 Q.R. Tire Guides with hooded levers	—	SHIMANO DEORE XT Cantilever w/hooded levers	SHIMANO AT-50 Cantilever w/hooded levers
HUBS	SHIMANO New Dura-Ace Q.R.	SHIMANO New 600 EX Sealed Q.R.	SUNTOUR Sprint Sealed Q.R.	SHIMANO New 600 EX Sealed Q.R.	SANSIN Gyro-Master Sealed Q.R.	SHIMANO HB-AQ11 Sealed Q.R.	SUNTOUR Sprint Track	SANSIN Gyro-master Sealed Q.R. 36x40	SANSIN Gyro-master Sealed Q.R. 36x40
SPOKES	14x15G double butted stainless	14G	14x15G double butted stainless	14G stainless	14G stainless	14G stainless	15 G	14G stainless	14G stainless
SADDLE	SELLE ITALIA Super Turbo	SELLE ITALIA TURBO TRIATHLON	SELLE ITALIA Turbo	SELLE ITALIA TURBO Triathlon	SELLE ROYAL Dolphin Crosta	SELLE ROYAL Dolphin Vinyl	ARIAKE 77C-DX Vinyl	VETTA MAXI Crosta	SELLE ROYAL Anatomic Crosta
SEAT PILLAR	SHIMANO Dura-Ace EX	SR CRE	SR CR-E	SUGINO SPK	SR CT-P5E	SR CT-P5E	SR CT-P5E	SR CR-E	SR CT-P5E
HANDLE BAR	NITTO 55F Alloy	NITTO Triathlon	NITTO 55F Alloy	MIYATA SIGNATURE Alloy	MIYATA SIGNATURE Alloy	MIYATA SIGNATURE Alloy	NITTO Olympiad B115 Alloy	SR RANDONNEUR Alloy	SR RANDONNEUR Alloy
STEM	NITTO Technomic-Aero Anodized Black	NITTO NTC	NITTO Technomic-Aero. Anodized	SR AEROX Anodized	SR CUSTOM Alloy	SR CUSTOM Alloy	NITTO Technomic-Aero	SR AEROX	SR CUSTOM Alloy
HANDLE BAR TAPE	Shiny Vinyl	Cushioned Vinyl	Shiny Vinyl	Shiny Vinyl	Shiny Vinyl	Shiny Vinyl	CATEYE Cotton	Cushion Rubber Grips	Cushion Rubber Grips
EXTRAS	Water Bottle w/cage. Toe clips & straps. Tools. Protective Clear Coat	Water Bottle & cage. Toe clips & straps. Frame pump Protective Clear Coat	Water Bottle w/cage. Toe clips & straps. Tools. Protective Clear Coat	Water Bottle w/cage. Toe clips & straps. Tools. Protective Clear Coat	Toe clips & straps. Protective Clear Coat	Toe clips & straps. Protective Clear Coat	Tools.	Water Bottle w/ straps. Tools. Black Anodized alloy carrier. Internal wiring. Protective Clear Coat	Toe clips & straps. Alloy carrier. Protective Clear Coat
APPROX. WEIGHT	21.5 lbs.	21.5 lbs.	23 lbs.	23.2 lbs.	23.5 lbs.	24 lbs.	20.5 lbs.	26.6 lbs.	26.6 lbs.
COLORS	Bright Blue #B-114 (Black Head)	White #W-83	Pepper Red #R-188 (Yellow Head)	Sterling Black #K-18 (Pink Head)	Pepper Red #R-188 (Silver Head) Steel Blue #B-168 (Yellow Head)	Dark Platinum #S-11 (Red Head) Cream Teal #B-172 (Silver Head)	Pearl White #W-75B (Black Head)	Royal Platinum #S-14 (Gold Head)	Claret Red #R-190 (Silver Head)

*All Miyata brake cables have an inner liner for smooth operation of the brake.
Bicycle weights based on 21" or 54 cm frame size.

SERIES	ALL TERRAIN SERIES					ALL ROUND SPORTS SERIES			
	210	RIDGE RUNNER	TERRA RUNNER	TRAIL RUNNER	CITY RUNNER	SHORE RUNNER	110	100	90
19½", 21", 23", 25", 19½" (M)	17½", 19½", 21", 23"	17½", 19½", 21", 23"	17½", 19½", 21", 23", 25"	17½", 19½", 21", 23", 17½" (L), 21" (L)	19½", 21", 23", 17½" (L)	19½", 21", 23", 25", 27"	19½", 21", 23", 25", 19½" M, 22" M	19½", 21", 23", 25", 19½" M	17¾", 19½", 21", 23", 25", 17¾" M, 19½" M
Cr-Mo triple butted tubing.	Cr-Mo triple butted tubing. 16mm seat stays. Cr-Mo oval chain stays.	Cr-Mo triple butted tubing 16mm tapered seat stays	Cr-Mo tubing 16mm tapered seat stays	Mangalight tubing 16mm tapered seat stays	Mangalight tubing	Cr-Mo triple butted tubing with spoon stays	Cr-Mo triple butted tubing	Mangalight triple butted tubing	Mangalight tubing
Mangalight tubing. Italian style crown.	Cr-Mo tubing TANGE uni-crown	Cr-Mo tubing TANGE uni-crown	Cr-Mo buting uni-crown	Hi-Ten tubing uni-crown Cr-Mo stem	Hi-Ten tubing	Mangalight tubing	Mangalight tubing	Hi-tension tubing	Hi-tension tubing
TANGE Sealed	SHIMANO New 600 EX Sealed	TANGE MES Sealed	TANGE MA60 Sealed	TANGE	TANGE	TANGE MA-60	TANGE	TANGE	TANGE
SHIMANO (F) Z-204 GS (R) L-522 SGS w/L-422 shifter	DEORE (F) XT-GS (R) XT-SP	SUNTOUR XC-Sport	SHIMANO (F) Z-204 GS (R) L-522 SGS	SHIMANO (F) Z-202 (R) Z-501 GS	SEVEN New Seven	SHIMANO (F) Z-204 (R) L-523 SS w/L-422 shifter	SUNTOUR (F) AR (R) AR-GT w/UBN 10 stem shifter	SHIMANO (F) Z-202 (R) Z-501 w/Z-401 stem shifter	SUNTOUR (F) SEVEN (R) New SEVEN w/UB-10 stem shifter
SHIMANO UG 6 speed 14-28 teeth Black	SHIMANO New 600 EX 6 speed 14-32 teeth Sealed	SUNTOUR 6 speed 14-32 teeth	SHIMANO 6 speed 14-32 teeth	SHIMANO 6 speed 4-32 teeth	SUNTOUR 6 speed 14-28 teeth	SHIMANO UG 6 speed 14-28 teeth Black	SUNTOUR Perfect 6 speed 14-32 teeth	SHIMANO UG 6 speed 14-28 teeth Black	SUNTOUR Perfect 6 speed 14-28 teeth
SHIMANO UG Black	SHIMANO 600 UG Silver/Black	SHIMANO UG Black	SHIMANO UG Black	SHIMANO UG Black	SHIMANO UG Black	SHIMANO UG Black	SHIMANO UG Black	SHIMANO UG Black	SHIMANO UG Black
SUGINO VP 50x44x28 teeth	SHIMANO New 600EX 50x44x28 teeth Bio. ring sealed	MIYATA SHIGNATURE SUC-T310 50x44x28 teeth	SHIMANO 50x44x28 teeth Biopace ring	SUGINO 50x44x28 teeth	SR CAC 50x40 teeth	SR SUC-310 52x42 teeth	SR SUC-310 52x42 teeth	SR CTC-5DXC 52x42 teeth	SR CTC-5SG 52x42 teeth
MKS NT-1	SUNTOUR XC-II Sealed Cr-Mo spindle	SR SP-452 Cr-Mo spindle	SR SP-518FB Cr-Mo spindle	MKS PB-20	MKS PB-20	MKS AR-5 Alloy	MKS 33	MKS RT-7 Chrome Plated	MKS RT-7 Chrome Plated
MIYATA Grand Touring Nylon Belted 27x1¼ SSW 100 lbs. 450g Dual Hard Tread.	MIYATA Nylon Belted 26x1.75 SSW 50 lbs.	MIYATA (F) 26x2.125 (R) 26x1.75 SSW	MIYATA 26x1.75 SSW	MIYATA 26x1.625 GSW	MIYATA 26x1.625 GSW	MIYATA Grand Sport 27x1¼ SSW 100 lbs. 450g Dual Hard Tread	SPORT 27x1¼ GSW Dual Hard Tread	MIYATA SPORT 27x1¼ GSW	MIYATA SPORT 27x1¼ GSW
UKAI LA-14 27x1¼ 36H/40H Anodized	ARAYA RM-20 26x1.75 Anodized	ARAYA RM-25 26x1.75 Anodized	UKAI 7Z 26x1.75 Black/Silver	UKAI 7C 26x1.75	ARAYA 7XN 26x1.5	ARAYA SP-30 27x1¼ Anodized	ARAYA SP-30 27x1¼ Anodized	ARAYA SP-30 27x1¼ Anodized	ARAYA 15 27x1¼
DIA COMPE 960 Cantilever w/hooded levers	DIA COMPE (F) NGC 982 SUNTOUR (R) XC	DIA COMPE 980 MBT Cantilever	DIA COMPE 981 MTB Cantilever	DIA COMPE 960 Cantilever	DIA COMPE 1020	SHIMANO Z-570 w/Z-304B levers	DIA COMPE 500 N w/164 dual levers	SHIMANO Z-570 w/Z-324 dual levers	SHIMANO Z-720 w/Z-324 dual levers
SANSIN RE-60 36x40 Sealed Q.R.	SHIMANO DEORE XT Sealed Q.R. (F)	SANSIN Sealed Q.R. (F)	SANSIN Sealed Q.R. (F)	SANSIN Q.R. (F)	SANSIN	SANSIN Sealed Alloy Q.R.	SANSIN Alloy Q.R.	SANSIN Alloy Q.R. (F)	SANSIN
14G	14G Stainless	14G Stainless	14G	14G	14G	14G	14G	14G	14G
SELLE ROYAL Anatomic Vinyl	VETTA MAXI Crosta	SELLE ROYAL Anatomic Crosta	SELLE ROYAL Anatomic Vinyl	SELLE ROYAL Anatomic Vinyl	SELLE ROYAL Anatomic Vinyl	SELLE ROYAL Anatomic Vinyl	SELLE ROYAL Anatomic Vinyl	SELLE ROYAL Anatomic Vinyl	SELLE ROYAL Anatomic Vinyl
SR SRE-100	SR MTE-300	SR MTE-300	SR CT P5E	SR CT P-6	MORI Stainless Clad	SR CT-P5E	SR SRE-100	MORI Stainless Clad	MORI Stainless Clad
SR RANDONNEUR Alloy	NITTO 804 AA Alloy	NITTO 804 AA Alloy	KUSUKI BMT-3-26 Alloy	SR MTB-301	SR MTB-301	MIYATA SIGNATURE Alloy	SR CTSD	KUSUKI KR-LB	SR 7D-701
SR CUSTOM Alloy	NITTO MT-5 Alloy	NITTO MT-1 Alloy	KUSUKI ROCKY 2 Alloy Black	SR CPS-80 Alloy	SR AH Alloy	SR CUSTOM Alloy	SR CUSTOM Alloy	KUSUKI S-Win Alloy	KUSUKI S-Win Alloy
Cushion Rubber Grips	TANGE HG-4 Rubber Grips	TANGE HG-4 Rubber Grips	Cushion Rubber Grips	Cushion Rubber Grips	Cushion Rubber Grips	Shiny Vinyl	Cushion Rubber Grips	Cushion Rubber Grips	Cushion Rubber Grips
Toe clips & straps. Alloy rear carrier. Protective Clear Coat	Protective Clear Coat	Protective Clear Coat	Protective Clear Coat			Toe clips & straps Protective Clear Coat	Toe clips & straps Protective Clear Coat	Protective Clear Coat	
26.8 lbs.	29 lbs.	29.5 lbs.	29.2 lbs.	30 lbs.	31 lbs.	24.8 lbs.	26.9 lbs.	27.3 lbs.	29.5 lbs.
Rocky Blue #B-169 (Also M) Aztec Brown #X-6 (Also M)	Sterling Black #K-18	Royal Blue #B-169	Royal Platinum #S-14	Steel Blue #B-168 (Also L) Cream Teal #B-172 (Also L)	Claret Red #R-190 (Also L)	Starlight Black #K-14 (Silver Head) Ultramarine #B-173 (Silver Head)	Diamond Blue #B-144 (Also M) Dark Platinum #S-11 Georgia Peach #P-10 (M only)	Light Pewter #S-10 Ultramarine #B-173 (Also M) Regent Red #P-1 (M only)	Starlight Black #K-14 Diamond Blue #B-144 (Also M) Regent Red #R-168 (M only)

Specifications subject to change without notice.

SINCE 1890

From the moment when we made Japan's first bicycle, nearly 100 years ago, Miyata has been guided by the pioneering spirit. The spirit that has always sought out the best materials, the best production techniques, the best way to learn from the experience of riders. The spirit that kicked over the tyranny of the "hand crafted" myth with the development of a truly precise manufacturing technology. The spirit that put Miyata bicycles to the test not just in the laboratory, but on the toughest roads in the world—the Tour de France, the Paris Roubaix, the Gran Prix de Frankfurt. This is the spirit that has won the World Cup and the world's respect for Miyata craftsmanship. That inspires our continuing search for self-improvement. And that stands, in the form of the Miyata guarantee, behind every bicycle we make.

MIYATA BICYCLE LIMITED WARRANTY

- a) MIYATA bicycle Frames and Front forks are warranted to be free from defect in materials and workmanship under normal use of the bicycle for lifetime of the bicycle.
- b) All original parts, except tires, tubes & cables are warranted to be free from defects for one year from the date of purchase.
- c) During the warranty period, all parts as determined by MIYATA, found to be defective in workmanship or material will be repaired or replaced free of charge except for shipping charge and dealer labor charge (if applicable). This applies to parts, Frame and Front fork.

HOW TO CLAIM WARRANTY:

- a) All claims under this warranty must be made through an authorized MIYATA dealer during the relevant warranty period. To obtain warranty service, the owner must return the defective bicycle to an authorized MIYATA dealer for inspection with the sales receipt or other evidence showing the date of purchase.
- b) If the original dealer is no longer available or is inconveniently located, the name of an authorized dealer nearest to you can be obtained from MIYATA whose address is stated below.

WARRANTY EXCLUSIONS:

- a) This warranty covers only to the original retail purchaser of the bicycle and is not transferable.
- b) This warranty does not cover failure due to accident, abuse, misuse, neglect, normal wear and tear, improper assembly, improper fit, maintenance by any other person than an authorized MIYATA dealer, or use of unauthorized replacement parts.
- c) This warranty does not cover any personal injuries, damage or failure of the bicycle if used in any competitive event, including bicycle racing, bicycle motocross, stunt, or similar activities or when in training for same. Motors or other accessories inconsistent with the use intended by MIYATA will negate this warranty.
- d) This warranty is expressly in lieu of any other warranty and any implied warranty including any warranty of merchantability or fitness for any purpose is limited in duration to the duration of this express warranty. MIYATA shall not be responsible for any consequential or incidental damages.
- e) Some states do not allow limitation on how long implied warranty lasts or the exclusion or limitation of incidental or consequential damages, so the above limitation may not apply to you.
- f) This warranty gives you specific legal rights, and you may also have other rights which vary from state to state.

MIYATA BICYCLE OF AMERICA INC.
2526 W. Pratt Blvd, ELK Grove, IL 60007

miyata

Manufactured by: Miyata Industry Co., Ltd.
Chigasaki, Japan

AUTHORIZED DEALER

Printed in Japan