


# PERSPECTIVES

1993 Cyclist's Catalog



**MIYATA**

1	Introduction
2	Construction
4	Design
6	Technology
8	Mountain Bikes
16	Cross Bikes
20	Road Bikes
28	Framesets
29	Unicycles, Gear Charts




# View from the Saddle

For over a century, Miyata has been working from the perspective of the cyclist. Combining computer-assisted design and futuristic materials with painstaking craftsmanship to build bicycles that are lighter, stronger and more comfortable. As exquisite on the road or mountain as they are on the drawing board. Incorporating performance-enhancing innovations that become standards for the industry.

To ensure that Miyata bicycles stay ahead of the pack, we turn to professionals. Working in the industry's most advanced research and testing facilities, our staff of engineers are backed-up by hands-on expertise of top riders. From Greg Herbold, '90 World Downhill Champion, to the Tulip Koga-Miyata Team, competitors in Europe's most prestigious races. Involved in both the design and testing stages, they provide the point of view that ultimately counts—  
from the saddle.

To build better bikes, Miyata starts with the development of lighter, stronger, higher performance frame tubing—exploiting sophisticated technologies from the aerospace industry to leave the competition in the dust. We then join these high-tech tubes with



Miyata's original APA (Aluminum Pressurized Adhesive) method to produce bonds that are actually stronger than the tubes themselves. And finally, we finish our frames with an elaborate seven-step process to ensure that they are as tough as they are beautiful, constructed to conquer any terrain.


#### APA Bonding

Miyata's original APA (Aluminum Pressurized Adhesive) technique produces bonds that are up to twice as strong as brazed steel joints—actually stronger than the tubes and lugs they hold together. Equally important, APA bonding is achieved without high-temperature processing, which can cause warping and loss of tube strength.



A special adhesive is applied to the joint, which is held under 4,200 pounds-per-square-inch pressure while being heated to 150 degrees centigrade. Heat, acting as a catalyst, creates a chemical reaction, permanently bonding the lug and tube.





### Carbon Fiber

Carbon fiber is the most advanced frame material available. Developed for the U.S. space program, shock absorbent carbon is stronger and lighter

than titanium, aluminum, or steel.

To create the carbon fiber tubes used in Miyata frames, we laminate resin impregnated layers of carbon rods around a thin

sleeve of tempered aluminum. As corrosion can occur when carbon and aluminum come into contact, an isolator is sandwiched between the two materials.

Because the core of these tubes is aluminum, we can use APA bonding to create a virtually unbreakable aluminum to aluminum connection between the frame tubes and joining lugs.

### Titanium Alloy

Impervious to sweat, road salt, oxidation and acid rain, titanium is a corrosion-free miracle metal that is stronger than steel, lighter and stiffer than aluminum, and as shock absorbent as carbon. However, connecting titanium tubes with conventional welding methods tends

to result in a bicycle frame that is brittle, warped or prohibitively expensive.

Miyata is able to solve these problems with APA bonding, taking maximum advantage of titanium's superior performance characteristics to create frames that are ruggedly durable, perfectly aligned and easily affordable.

### Aircraft-Grade Aluminum

Not only is aluminum lighter and stiffer than steel for greater cycling

efficiency, it dampens shock 50% faster, smoothing out the bumps in the road before they reach the rider.

Miyata employs APA bonding, rather than high-temperature welding, to join aluminum tubes with light-alloy lugs. The result is a light, rigid, high performance frame, perfectly aligned and built to last.

### STB (Splined Triple-Butted) Chrome-Moly

At Miyata, we "triple butt" our chrome-moly tubes for minimum weight, maximum strength. Each main frame tube has three tube wall thicknesses—a different thickness for each end and the middle—depending on precise stress load.

We then add spiraled ridges of steel to the interior tube wall to compensate for torsion stress, or twisting. These "splines" enable us to further reduce tube thickness, while making Miyata chrome-moly frames even stronger.



### 7-Step Finishing Process

Miyata uses a seven-step process to create a beautiful finish that will last the life of the bike. The frame is polished and treated with zinc phosphate to improve paint adhesion and eliminate rusting.

Then it is painted, using the latest electrostatic techniques, with layers of primers and finishing lacquers. After applying decals, we add a topcoat of hard, clear acrylic for deep luster and tough protection.

# Performance by Design

Miyata's design philosophy is based on finding real-life solutions. Innovations that give you an edge.

Creative ways to make cycling not only faster and more exciting, but safer and more comfortable, too.

And to develop the features that serious cyclists want, we go to the source. Professionals like Greg Herbold, one of the world's fastest off-road

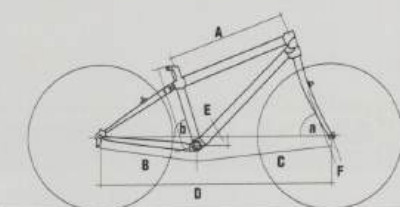
racers. In fact, many of our mountain bikes boast a package of gear that bear Greg's name. Once we have input

from the field, we set our staff of engineers loose to design bikes that consistently outperform the others, on and off the road.



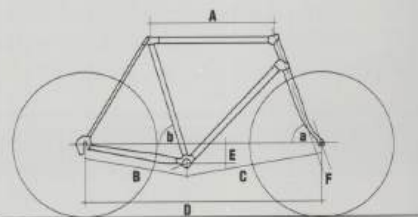
## Super Sloping Design (Mountain Bikes)

The dramatically sloping top tube on Miyata mountain bikes allows greater clearance for enhanced safety, stability and performance. Super oversized tubing, constructed from the lightest frame materials in existence, add strength and durability.




## New Frame Dimensions (Road Bikes)

This year, we made significant changes in the dimensions of Miyata road bikes, increasing frame size while decreasing the seat angle. The biggest advantage of this new design is especially noticeable during sprints—more speed, less pain.



We were also able to reduce frame weight, cutting the overall poundage of even our lightest racer, the Team Carbon, by 10%. Other innovations include new head lugs, seat lugs with integrated clip-type wiring stoppers, and mono seat stays.



### "Delta Force" Seat Stay

Miyata's "Delta Force" mono seat stay minimizes frame weight while increasing resistance to rear triangle twisting. Wide enough to accommodate 2.5" tires, its compact design provides more high clearance.

### "Air Cobra" Chainstay

Built to accommodate wide tires, the unique short, curved "Air Cobra" chainstay increases uphill pedaling efficiency and prevents the chain from getting stuck.

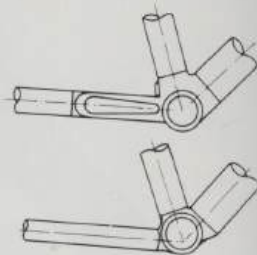


### Quick Release Seat and Wheels

For quick adjustment and disassembly, the seat and wheels can be released by flipping simple levers.

### Eccentric Bottom Bracket

The eccentric bottom bracket design lowers the chainstay for better chain clearance, minimizing chain slap. With careful contouring, Miyata was able to reduce its weight while increasing its size for extra strength and less pedaling power loss. A small hole allows water accumulated in the seat tube to drain.





*Greg Herbold*

### Greg Herbold High Performance Package

Most Miyata mountain bikes are equipped with a package of high performance components developed with the guidance of Greg Herbold—professional racer and 1990 World Downhill Champion. A key member of the

Miyata team, Greg pushes our bikes to their limits, testing them under the most demanding conditions imaginable.



### Herbold Performance Saddle

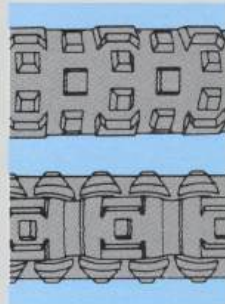
The Herbold Performance Saddle is specially

streamlined for improved fore/aft adjustment and thigh clearance, and three special high-contact patches protect against cutting in crashes. Selected models come with titanium or chrome-moly rails for added strength and reduced weight.

### Herbold Competition Grips

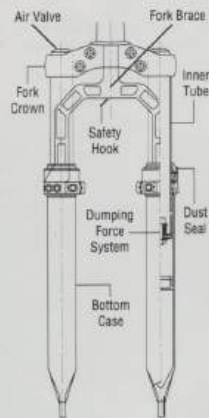
Hexagonal Herbold Competition Grips are anatomically designed to fit your hand perfectly. Their narrow circumference allows the use of thick gloves, and high pressure areas feature a special ribbed pattern to improve shock absorption and prevent slipping.

**G.H. Special Tires**  
Greg worked with Miyata's computer design team to develop complementary tread patterns for front and rear tires. The front tire's wider-spaced knobs and round profile provide increased braking and cornering control, while the rear tire's special "HB" tread pattern and square profile give superior traction.



### Front Suspension Fork

The front suspension fork, standard on Miyata's top two mountain bike models, allows the front wheel to move up and down with the contours of the trail, improving traction, speed and control.



### Lug-Integrated Clip-Type Wiring Stoppers

On Miyata road bikes, top tube wiring is held in place by clip-type stoppers integrated into the seat lug and along the top frame tube using APA bonding. The unique design of these stoppers make it easy to remove wires for maintenance.

### Top Tube Wiring

Shift wires run along the top tube to reduce gear shifting problems caused by accumulation of dirt, and increase the reliability of the front gear mechanism.



### Dimpled Head Lug

The head lug is contoured for less weight and more strength.

For amateur cyclists, technological innovations mean a faster, easier, more comfortable ride. For pros, like Greg Herbold, having the most advanced machine can make the winning difference.

Miyata is a leader in the development of technology, consistently introducing new materials, construction techniques and design concepts that revolutionize the bicycle industry. Breakthroughs that translate into higher levels of performance on the trail.



**Miyata's Original Triangular Links**

Rather than bolting the suspension mechanism directly to the seat stay, Miyata employs two triangular links that provide movement to actually improve its progressive resistance characteristics. The suspension is soft when shocks are small, becoming harder as shocks get larger, improving rear wheel ground contact for more effective traction.

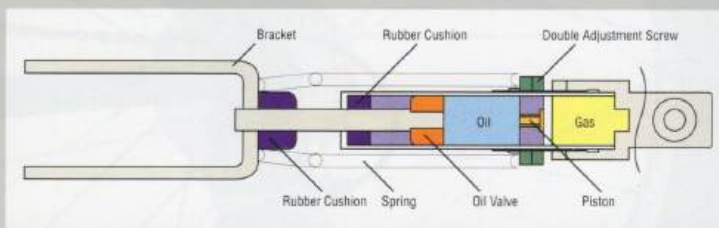



**Bottom Bracket/ Chainstay Pivot**


Miyata's unique investment cast Bottom Bracket/ Chainstay Pivot lug provides a very strong and smooth chainstay pivot point. Located directly behind the pedal axis, the pivot location ensures a rigid, true tracking frame, as well as smooth pedaling action.

Progressive Resistance Comparison





Progressive Resistance Comparison



### Miyata Original Rear Suspension

Rear suspension does much more than provide a smoother ride. It improves wheel-to-ground contact, keeping the bike on the dirt more of the time to ensure better control and

cycling efficiency, so you go faster.

By using both a spring and a hydraulic oil damper, Miyata's rear suspension constantly maintains damping force that is appropriate to the shock load. As the amount of load

is increased, the amount of damping force, or resistance, increases progressively. Resistance is least when compensating for quick, small shocks and greatest closest to the point at which the spring is completely

compressed, providing a consistently smooth ride with maximum ground contact. As the spring's nominal stiffness is adjustable, variation can be made according to rider weight, riding skill and the terrain.

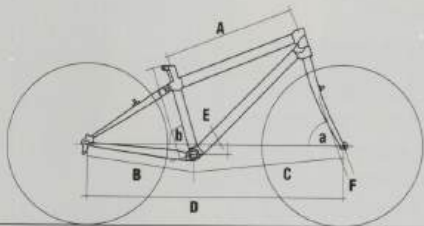
# Mountain Bikes

Whether you're a hard-core rider or a weekend cyclist, Miyata mountain bikes boast the performance and durability to rule the trail. From state-of-the-art models constructed from the lightest, strongest materials on the market, to muscle machines for bikers on a budget, the Miyata mountain line is built to get down and dirty.



## Elevation 12000 Specifications

<b>Frame</b>	APA Bonded Oversize Carbon, Chrome-Moly Stays, Original Ends
<b>Front Fork</b>	Showa
<b>R. Suspension</b>	Miyata Original Suspension
<b>Head Set</b>	Tange Ahead
<b>B. B. Set</b>	Shimano BB-UN51
<b>Crank Set</b>	Shimano Deore LX FC-M560, 46 x 36 x 26
<b>F. Derailleurs</b>	Shimano Deore XT FD-M560
<b>R. Derailleurs</b>	Shimano Deore XT RD-M560SGS
<b>Shifter</b>	Shimano Deore LX ST-M560
<b>Cluster</b>	Shimano CS-HG70, 12/28 7SP
<b>Chain</b>	Shimano CN-HG50
<b>Brakes</b>	Shimano Deore LX BR-M560
<b>Pedals</b>	Shimano SPD PDM-525
<b>Hubs</b>	Shimano (F) Deore LX HB-M560, (R) Deore LX FH-M560
<b>Rims</b>	Ukai EX17 Sil 32H
<b>Spokes</b>	Hoshi 14SUS430
<b>Tires</b>	Miyata G.H. 26 x 2.1 w/ A.V. Tube
<b>Saddle</b>	Miyata G.H. Chrome-Moly
<b>Seat Pillar</b>	SR MT-EN335
<b>Handle Bar</b>	Kusuki SF560 Aluminum
<b>Handle Stem</b>	Hsin Lung Zoom Clip on Titanium
<b>Tape/Grips</b>	G.H. Grips
<b>Seat Pin</b>	Miyata Q/R Design
<b>Q/R Skewer</b>	Miyata Q/R Design
<b>Bar End</b>	Oriza Aluminum Long
<b>Sizes</b>	16.5, 18.5
<b>Colors</b>	B-227



Elevation 12000 Frame Geometry (mm)

	A	B	C	D	E	F	a	b
	Top Tube	Rear Center	Front Center	Wheel Base	BB Drop	Off Set	Head Angle	Seat Angle
16.5"	545	425	626	1048	35	46	71°	73°
18.5"	590	425	647	1069	35	46	71°	73°

# Elevation 12000

- Carbon Fiber APA Bonded Frame
- Super Oversized Tubing • Miyata Rear Suspension • Front Suspension Fork
- Herbold Performance Saddle with Chrome-Moly Rails and Herbold Competition Grips • G.H. Tires • Shimano Deore LX Drivetrain, Deore XT Front and Rear Derailleur with Rapidfire Plus Shifters, 7-Speed • Shimano Deore LX SLR Plus Cantilever Brakes • Shimano SPD Pedals
- Color: Banzai Blue




## Elevation 10000 Specifications

<b>Frame</b>	APA Bonded Oversize Carbon, Carbon Stays, Aluminum Forged Ends	<b>Hubs</b>	(F) Ringle Bubba (R) Shimano XTR FH-M900
<b>Front Fork</b>	RS MAG21	<b>Rims</b>	Araya RM395 32H
<b>Head Set</b>	Tange Ahead Aluminum	<b>Spokes</b>	14/15G Stainless
<b>B. B. Set</b>	Shimano BB-LN91	<b>Tires</b>	Miyata G.H. Kevlar 26 x 2.1 w/ Superlite98 Tubes
<b>Crank Set</b>	Shimano XTR FC-M900A 46 x 36 x 26	<b>Saddle</b>	Miyata G.H. Titanium
<b>F. Derailleurs</b>	Shimano XTR FD-M901	<b>Seat Pillar</b>	Syncros Pro Post
<b>R. Derailleurs</b>	Shimano XTR RD-M900	<b>Handle Bar</b>	Nitto w/ Onza Ends
<b>Shifter Cluster</b>	Shimano XTR ST-M900	<b>Handle Stem</b>	Syncros Cattle Head
<b>Chain</b>	Shimano CN-7401	<b>Tape/Grips</b>	G.H. Grips
<b>Brakes</b>	Shimano XTR BR-M900	<b>Seat Pin</b>	Ringle Cam-Twist
<b>Pedals</b>	Shimano SPD PDM-737	<b>Q/R Skewer</b>	Ringle Cam-Twist
		<b>Bar End</b>	Onza Aluminum Long
		<b>Sizes</b>	14.5, 16.5, 18.5, 20.5
		<b>Colors</b>	K-18



*APA bonded joints are actually stronger than the tubes and lugs they hold together. Equally important, APA bonding is achieved without high-temperature processing, which can cause warping and loss of tube strength.*

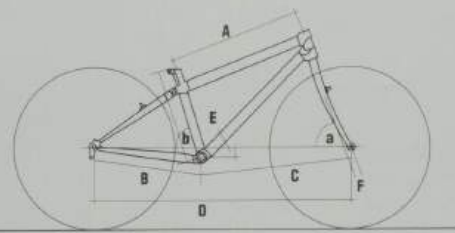
*Carbon fiber is the strongest, lightest, most shock absorbent frame material available.*



# Elevation 10000

- Full Carbon Fiber APA Bonded Frame
- Super Oversized Tubing • Front Suspension Fork • Herbold Performance Saddle with Titanium Rails and Herbold Competition Grips • G.H. Kevlar Tires
- Shimano XTR Drivetrain with Rapidfire Plus Shifters, 8-Speed • Shimano XTR SLR Plus Cantilever Brakes • Shimano SPD Pedals
- Syncros Cattle Head Handle Stem
- Color: Fatal Black





Elevation 10000 and 8000 Frame Geometry (mm)

	A	B	C	D	E	F	a	b
	Top	Rear	Front	Wheel	BB	Off	Head	Seat
	Tube	Center	Center	Base	Drop	Set	Angle	Angle
14.5"	530	425	608	1031	35	46	71°	73°
16.5"	545	425	626	1048	35	46	71°	73°
18.5"	590	425	647	1069	35	46	71°	73°
20.5"	597	425	655	1077	36	46	71°10'	73°10'

**Greg Herbold, professional racer and member of the Miyata design team.**



**Elevation 8000 Specifications**

<b>Frame</b>	APA Bonded Oversize Titanium, Titanium Stays, Aluminum Forged Ends	<b>Pedals Hubs</b>	Shimano SPD PDM-525 (F) Shimano Deore XT HB-M730 (R) Shimano Deore XT FH-M732
<b>Front Fork</b>	Fat Max Aluminum, Chrome-Moly Steer, Alloy Blades, Alloy Forged Ends	<b>Rims Spokes Tires</b>	Araya RM395 32H 14/15G Stainless Miyata G.H. 26 x 2.1 w/ F.V. Tubes
<b>Head Set</b>	Tange Ahead Aluminum	<b>Saddle</b>	Miyata G.H. Chrome-Moly SR MT-EN335
<b>B. B. Set</b>	Shimano BB-UN71	<b>Seat Pillar</b>	Nitto w/ Onza Ends
<b>Crank Set</b>	Shimano Deore XT FC-M730A 46 x 36 x 26	<b>Handle Bar</b>	Nitto Ahead
<b>F. Derailleurs</b>	Shimano Deore XT FD-M736	<b>Handle Stem</b>	Nitto Ahead
<b>R. Derailleurs</b>	Shimano Deore XT RD-M735SGS	<b>Tape/Grips</b>	G.H. Grips
<b>Shifter Cluster</b>	Shimano Deore XT ST-M095 Shimano Deore XT CS-HG90 12/28 7SP	<b>Seat Pin</b>	Miyata Q/R Design
<b>Chain</b>	Shimano CN-HG90	<b>Q/R Skewer</b>	Miyata Q/R Design
<b>Brakes</b>	Shimano Deore XT BR-M734-M	<b>Bar End Sizes</b>	Onza Aluminum Long 14.5, 16.5, 18.5, 20.5
		<b>Colors</b>	C-3/K-18

# Elevation 8000

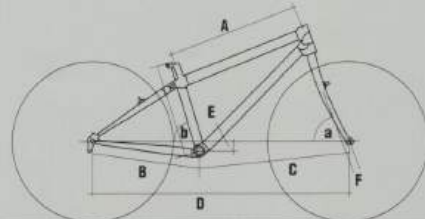
- Full Titanium APA Bonded Frame • Super Oversized Tubing • Aluminum APA Bonded Fat Max Fork • Herbold Performance Saddle with Chrome-Moly Rails and Herbold Competition Grips • G.H. Special Tires
- Shimano Deore XT Drivetrain with Top Pull Front Derailleur and Rapidfire Plus Shifters, 7-Speed • Shimano Deore XT SLR Plus Cantilever Brakes • Shimano SPD Pedals
- Colors: Armor/Fatal Black



## Elevation 5000 Specifications

<b>Frame</b>	APA Bonded Oversize Aluminum, Aluminum Stays, Aluminum Forged Ends
<b>Front Fork</b>	Fat Max Aluminum, Chrome-Moly Steer, Alloy Blades, Alloy Forged Ends
<b>Head Set</b>	Tange Ahead Aluminum
<b>B. B. Set</b>	Shimano BB-UN71
<b>Crank Set</b>	Shimano Deore XT FC-M730A 46 x 36 x 26
<b>F. Derailleurs</b>	Shimano Deore XT FD-M736
<b>R. Derailleurs</b>	Shimano Deore XT RD-M735SGS
<b>Shifter</b>	Shimano Deore XT ST-M095
<b>Cluster</b>	Shimano Deore XT CS-HG90 12/28 7SP
<b>Chain Brakes</b>	Shimano CN-HG90 Shimano Deore XT BR-M734-M

<b>Pedals</b>	Shimano SPD PDM-525
<b>Hubs</b>	(F) Shimano Deore XT HB-M730 (R) Shimano DeoreXT FH-M732
<b>Rims</b>	Araya RM395 32H
<b>Spokes</b>	14/15G Stainless
<b>Tires</b>	Miyata G.H. 26 x 2.1 w/ F.V. Tubes
<b>Saddle</b>	Miyata G.H. Chrome-Moly
<b>Seat Pillar</b>	SR MT-EN335
<b>Handle Bar</b>	Nitto w/ Onza Ends
<b>Handle Stem</b>	Nitto Ahead
<b>Tape/Grips</b>	G.H. Grips
<b>Seat Pin</b>	Miyata Q/R Design
<b>Q/R Skewer</b>	Miyata Q/R Design
<b>Bar End</b>	Onza Aluminum Long
<b>Sizes</b>	14.5, 16.5, 18.5, 20.5
<b>Colors</b>	C-2



Elevation 5000, 4000 and 2000 Frame Geometry (mm)

	A Top Tube	B Rear Center	C Front Center	D Wheel Base	E BB Drop	F Off Set	a Head Angle	b Seat Angle
14.5"	530	425	608	1031	35	46	71°	73°
16.5"	545	425	626	1048	35	46	71°	73°
18.5"	590	425	647	1069	35	46	71°	73°
20.5"	597	425	655	1077	36	46	71°10'	73°10'

*The Herbold Performance Saddle is specially streamlined for improved fore/aft adjustment and thigh clearance.*



# Elevation 5000

- Full Aluminum APA Bonded Frame
- Super Oversized Tubing • Aluminum APA Bonded Fat Max Fork • Herbold Performance Saddle with Chrome-Moly Rails and Herbold Competition Grips • G.H. Special Tires
- Shimano Deore XT Drivetrain with Top Pull Front Derailleur and Rapidfire Plus Shifters, 7-Speed • Shimano Deore XT SLR Plus Cantilever Brakes • Shimano SPD Pedals
- Miyata Quick Release Design Seat Pin and Skewer • Color: Platinum



**Elevation 4000****Elevation 2000****Elevation 4000****Elevation 2000**

<b>Frame</b>	APA Bonded Oversize Aluminum, Aluminum Stays, Aluminum Forged Ends	APA Bonded Oversize Aluminum, Chrome-Moly Stays, Aluminum Forged Ends	<b>Hubs</b>	(F) Shimano Deore DX HB-M650 (R) Shimano Deore DX FH-M650	(F) Shimano Deore LX HB-M560 (R) Shimano Deore LX FH-M560
<b>Front Fork</b>	Fat Max Aluminum, Chrome-Moly Steer, Alloy Blades, Alloy Forged Ends	Fat Max II, Chrome-Moly Steer, Chrome-Moly Blades, Investment Cast Ends	<b>Rims</b>	Araya RM17 Sil32H	Ukai EX17 Sil 32H
<b>Head Set</b>	Tange Ahead	Tange Ahead	<b>Spokes</b>	14G Stainless	14G Stainless
<b>B. B. Set</b>	Shimano BB-UN51	Shimano BB-UN51	<b>Tires</b>	Miyata G.H. 26 x 2.1 w/ A.V. Tubes	Miyata G.H. 26 x 2.1 w/ A.V. Tubes
<b>Crank Set</b>	Shimano Deore DX FC-MT60A 46 x 36 x 26	Shimano Deore LX FC-M560 46 x 36 x 26	<b>Saddle</b>	Miyata G.H. Vinyl	Miyata G.H. Vinyl
<b>F. Derailleurs</b>	Shimano Deore DX FD-M651	Shimano Deore LX FD-M561	<b>Seat Pillar</b>	SR MT-EN335	SR MT-EN335
<b>R. Derailleurs</b>	Shimano Deore DX RD-M650SGS	Shimano Deore LX RD-M560SGS	<b>Handle Bar</b>	Nitto w/ Onza Ends	Nitto MTB-850LT w/ Onza Ends
<b>Shifter</b>	Shimano Deore DX ST-M075	Shimano Deore LX ST-M560	<b>Handle Stem</b>	HL Zoom Ahead	HL Zoom Ahead
<b>Cluster</b>	Shimano CS-HG70 12/28 7SP	Shimano CS-HG70 12/28 7SP	<b>Tape/Grips</b>	G.H. Grips	G.H. Grips
<b>Chain</b>	Shimano CN-HG70	Shimano CN-HG50	<b>Seat Pin</b>	Miyata Q/R Design	Miyata Q/R Design
<b>Brakes</b>	Shimano Deore DX BR-M650M	Shimano Deore LX BR-M560	<b>Q/R Skewer</b>	Shimano Deore DX	Shimano Deore LX
<b>Pedals</b>	Shimano SPD PDM-525	Shimano SPD PDM-525	<b>Bar End</b>	Onza Chrome-Moly Long	Onza Chrome-Moly Long
			<b>Sizes</b>	14.5, 16.5, 18.5, 20.5	14.5, 16.5, 18.5, 20.5
			<b>Colors</b>	R-207, C-4/S-18	K-18

*G.H. Special Tires feature distinct tread patterns for front and rear tires to maximize the performance of each.*



## Elevation 4000

- Full Aluminum APA Bonded Frame
- Super Oversized Tubing • Aluminum APA Bonded Fat Max Fork • Herbold Performance Saddle with Herbold Competition Grips
- G.H. Special Tires • Shimano Deore DX Drivetrain with Top Pull Front Derailleur and Rapidfire Plus Shifters, 7-Speed
- Colors: Iron Ore Red, Purple Haze/Platinum



Purple Haze/Platinum

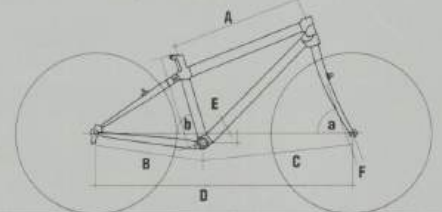


## Elevation 2000

- Aluminum APA Bonded Frame with Chrome-Moly Stays • Super Oversized Tubing
- Fat Max II Full Chrome-Moly Fork
- Herbold Performance Saddle and Herbold Competition Grips • G.H. Special Tires
- Shimano Deore LX Drivetrain with Top Pull Front Derailleur and Rapidfire Plus Shifters, 7-Speed • Shimano Deore LX SLR Cantilever Brakes • Color: Fatal Black

<b>Frame</b>	Chrome-Moly w/ STB T/T & D/T, Chrome-Moly Stays, Forged Ends, Dual H20	Chrome-Moly w/ STB D/T, Chrome-Moly Stays, Forged Ends, Dual H20
<b>Front Fork</b>	Chrome-Moly Steer, Chrome-Moly Unicrown Blades, Forged Ends	Chrome-Moly Steer, Chrome-Moly Blades, Forged Ends
<b>Head Set</b>	Black Sealed Mech.	Black Sealed Mech.
<b>B. B. Set</b>	Shimano BB-LP20-73XL	Shimano BB-LP20
<b>Crank Set</b>	Shimano Exage LT FC-M320SG 46 x 36 x 26T Round	Shimano Altus A10 FC-AT10 46 x 36 x 26T
<b>F. Derailleurs</b>	Shimano Exage LT FD-M321 Dual-SIS	Shimano Altus A10 FD-AT11 Top-Pul
<b>R. Derailleurs</b>	Shimano Exage LT RD-M320SGS	Shimano Altus A10 RD-AT10SGS
<b>Shifter</b>	ST-M320 Rapidfire Plus, Dual-SIS	Shimano Altus A20 ST-AT20 Rapidfire Plus
<b>Cluster</b>	Shimano CS-HG50 13/30T 7SP	Shimano CS-HG50 13/30T 7SP

<b>Chain</b>	KMC KM-HG50	KMC KM-HG50
<b>Brakes</b>	Shirano Exage LT BR-M320-M ST-M320	Shimano Altus A20 BR-AT20, ST-AT20
<b>Pedals</b>	HTI-P38-BS	HTI-P38
<b>Hubs</b>	Shimano (F) HB-RM500SE (R) FH-HG500SE	Shimano (F) HB-RM500 (R) FH-HG500
<b>Rims</b>	Araya New VP-20 14G Stainless	Araya New VP-20 14G Stainless
<b>Spokes</b>	Kenda K-817 26 x 2.1	Kenda K-817 26 x 2.1
<b>Saddle</b>	VL-190EMGE w/ Gel Lite	VL-186EMGE w/ Gel Lite
<b>Seat Pillar</b>	Kalloy SP-266	Kalloy STP-243
<b>Handle Bar</b>	HL Alloy 560 Silver	HL Steel
<b>Handle Stem</b>	Zoom Titanium Color	Zoom Sport Chrome-Moly
<b>Tape/Grips</b>	Kraton BLK VLG-025R	Kraton BLK CB-3204
<b>Bar End</b>	Orza Chrome-Moly	
<b>Sizes</b>	14.5, 16.5, 18.5, 20.5	14.5, 16.5, 18.5, 20.5
<b>Colors</b>	B-232, Y-129	M-31, G-162



Elevation 500, 400, and 300 Frame Geometry (mm)

	A	B	C	D	E	F	a	b
	Top Tube	Rear Center	Front Center	Wheel Base	BB Drop	Off Drop	Head Angle	Seat Angle
14.5"	531	424	608	1030	35	45	71°	73°
16.5"	545	424	625	1046	35	45	71°	73°
18.5"	565	424	648	1069	35	45	71°	73°
20.5"	576	424	648	1069	33.5	45	71°48'	72°48'

# Elevation 500

- STB Chrome-Moly Frame • Oversized Tubing
- Full Chrome-Moly Unicrown Fork
- Shimano Exage LT Drivetrain and Derailleurs with Rapidfire Plus Shifters, 7-Speed • Shimano Exage LT Cantilever Brakes • Colors: Monday Blue, Ominous Orange



# Elevation 400

- STB Chrome-Moly Frame • Oversized Tubing • Full Chrome-Moly Unicrown Fork
- Shimano Altus A10 Drivetrain and Derailleurs with Rapidfire Plus Shifters, 7-Speed • Shimano Altus A20 Cantilever Brakes • Colors: Grape Swirl, NV Green



Elevation 200 Frame Geometry (mm)

	A	B	C	D	E	F	a	b
	Top	Rear	Front	Wheel	BB	Off	Head	Seat
	Tube	Center	Center	Base	Drop	Set	Angle	Angle
14"	535	436	630	1064	38	48	70°	74°
16"	555	436	646	1080	38	48	70°	74°
18"	572	436	653	1086	38	48	70°	73°
19.5"	584	436	653	1086	38	48	70°30'	72°30'
21.5"	592	436	661	1094	38	48	70°30'	72°30'
16"L*		436	647	1080	38	48	70°	74°
18"L*		436	653	1086	38	48	70°	73°

\*Women's Model

Specifications	Elevation 300	Elevation 200
<b>Frame</b>	Chrome-Moly w/ STB D/T, Hi-Ten Slays, Forged Ends Dual H2O	Chrome-Moly
<b>Front Fork</b>	Chrome-Moly Steer, Chrome-Moly Blades, Forged Ends	Chrome-Moly Steer Chrome-Moly Unicrown Blades, Forged Ends
<b>Head Set</b>	Black Sealed Mech.	YST
<b>B. B. Set</b>	Shimano BB-CS11	
<b>Crank Set</b>	Shimano Altus C10 FC-CT10 48 x 38 x 28T	Shimano 202GS 48 x 38 x 28T
<b>F. Derailleurs</b>	Shimano Altus A10 FD-AT11 Top-Pul	Shimano 200GS
<b>R. Derailleurs</b>	Shimano Altus A20 RD-AT20SGS	
<b>Shifter</b>	Shimano Altus C10 ST-CT15 Rapidfire Plus	
<b>Cluster</b>	Shimano CS-HG50 13/30T 7SP	Shimano 200S 13/30T 7SP
<b>Chain Brakes</b>	KMC CN-UG50 Shimano Altus C10 BR-CT10 BL-CT10	KMC Unglide 50 Shimano 200GS 3 Finger Lever
<b>Pedals Hubs</b>	Victor VP893 (F) Shimano HB-RM50Q (R) Shimano FH-HG20Q	Wellgo Resin Shimano 200GS
<b>Rims Spokes</b>	Araya New VP-20 14G Stainless	Araya VP-20 14G Stainless
<b>Tires Saddle</b>	Kenda K-817 26 x 2.1 VL-186EMGE w/ Gel Lite	Kenda K-822 26 x 1.95 Velo Gel Lite
<b>Seat Pillar Handle Bar Handle Stem</b>	Kailloy SP-200 Steel MTS-30900	Hsin Lung BLK Hsin Lung Tiggled Hi-Tensil
<b>Bar End Sizes</b>	Kraton-BLK CB-3204 14.5, 16.5, 18.5, 20.5,	14, 16, 18, 19.5, 21.5, L16, L18
<b>Colors</b>	W-83, B-230	R-192, K-24



## Elevation 300

- Chrome-Moly Frame • Oversized Tubing
- Full Chrome-Moly Unicrown Fork
- Shimano Altus A10/A20 Drivetrain and Derailleurs with Rapidfire Plus Shifters and Gear Indicator, 7-Speed
- Shimano Altus C10 Cantilever Brakes
- Colors: Shining White, Blueberry Swirl

ELEVATION 300



## Elevation 200

- Chrome-Moly Main Frame • Oversized Tubing • Chrome-Moly Unicrown Fork
- Shimano 200GS Drivetrain and Derailleurs with Thumb Shifters, 7-Speed
- Shimano 200GS Cantilever Brakes
- Colors: Black Sparkle, Fire Red

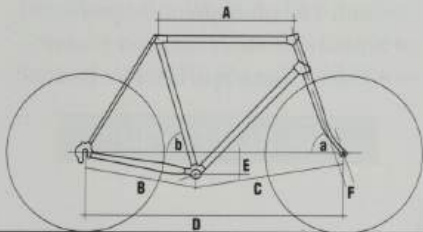
# Cross Bikes

Meet the bikes of the future. As at home on city streets as they are on mountain trails. Combining the rugged construction, comfort and wide gearing of a multi-terrain cycle with the lighter frame, quicker geometry and smooth-tread tires of a racer. Miyata cross bikes—our most versatile performers.



## Triplecross Specifications

<b>Frame</b>	Chrome-Moly Stays, Forged Ends, Dual H20, RR Rack Mounts
<b>Front Fork</b>	Chrome-Moly Steer, Chrome-Moly Blades, Forged Ends
<b>Head Set</b>	Black Sealed
<b>B. B. Set</b>	Shimano BB-CS11-68
<b>Crank Set</b>	Shimano Altus A10 FC-AT10X, 50 x 40 x 30T
<b>F. Derailleurs</b>	Shimano Altus A20 FD-AT20 Dual SIS
<b>R. Derailleurs</b>	Shimano Altus A10 RD-AT10SGS
<b>Shifter</b>	Shimano Altus A20 ST-AT20 Rapidfire Plus
<b>Cluster</b>	Shimano CS-HG50 13/30T 7SP
<b>Chain</b>	Shimano CN-HG50
<b>Brakes</b>	Shimano Altus A20 BR-AT20
<b>Pedals</b>	LU-995
<b>Hubs</b>	Shimano (F) HB-RM50Q, (R) FH-HG50Q
<b>Rims</b>	Araya PX-45
<b>Spokes</b>	14G Stainless
<b>Tires</b>	Avocet Cross 700 x 35C S/W F/W
<b>Saddle</b>	VL-194EMGE
<b>Seat Pillar</b>	Kalloy SP-243
<b>Handle Bar</b>	HL MTP-110PP
<b>Handle Stem</b>	HL Alloy
<b>Tape/Grips</b>	Kraton Rubber BLK CB-3204
<b>Extras</b>	Toe Clip MT-3L, Toe Strap W-4
<b>Sizes</b>	46, 50, 54, 56, 58, 60
<b>Colors</b>	R-194, W-83



Triplecross Frame Geometry (mm)

	A	B	C	D	E	F	a	b
	Top	Rear	Front	Wheel	BB	Off	Head	Seat
	Tube	Center	Center	Base	Drop	Set	Angle	Angle
46cm	529	443	615	1052	55	65	71°	73°
50cm	547.5	443	623	1060	55	65	71°	73°
54cm	565	443	636	1073	55	65	71°	73°
56cm	575	443	632	1070	55	60	72°	73°
58cm	575	443	633	1070	55	60	72°	73°
60cm	584	443	642	1079	55	60	72°	73°

# Triplecross

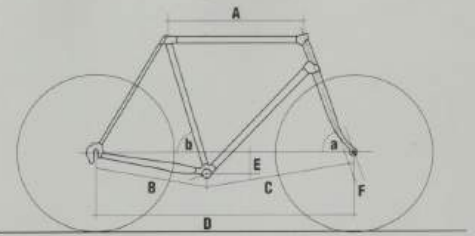
- STB Chrome-Moly Frame • Full Chrome-Moly Fork
  - 700 x 35C Avocet Fasgrip Tires
- Shimano Altus A10/A20 Drivetrain and Derailleurs with Rapidfire Plus Shifters, 7-Speed
  - Shimano Altus A20 Cantilever Brakes
- Colors: Hullabaloo Red, Shining White

TRIPLE ~~CROSS~~



### Sportcross Specifications

<b>Frame</b>	Chrome Moly w/ STB D/T, Hi-Ten Stays, Forged Ends, Dual H2O, RR Rack Mounts	<b>Hubs</b>	(F) Shimano HB-RM50Q (R) Shimano FH-HG20Q
<b>Front Fork</b>	Chrome-Moly Steer, Chrome-Moly Blades, Forged Ends	<b>Rims</b>	Araya PX-35
<b>Head Set</b>	YST #66-2KWE	<b>Spokes</b>	14G Stainless
<b>B. B. Set</b>	Shimano BB-CS11-68	<b>Tires</b>	Avocet Cross 700 x 35C
<b>Crank Set</b>	Shimano FC-AT10X 50 x 40 x 30T	<b>Saddle</b>	VL-194EMGE (Men) Miyata Pavéa (Ladies)
<b>F. Derailleurs</b>	Shimano Altus FD-CT10 Dual SIS	<b>Seat Pillar</b>	Kalloy Alloy Straight BLK
<b>R. Derailleurs</b>	Shimano Altus RD-CT10GS	<b>Handle Bar</b>	HL Steel
<b>Shifter Cluster</b>	Shimano ST-CT15 Shimano CS-HG50	<b>Handle Stem</b>	MTS-319G-1 Hi-Ten
<b>Chain</b>	KMC KM-HG50	<b>Tape/Grips</b>	Kraton Rubber BLK CB-3204
<b>Brakes</b>	Shimano Altus BR-CT12S	<b>Sizes</b>	46, 50, 54, 56, 58, 60
<b>Pedals</b>	Wellgo LU-923	<b>Colors</b>	Ladies 46, 50 Y-125, G-159



Sportcross and Civicross Frame Geometry (mm)

	A Top Tube	B Rear Center	C Front Center	D Wheel Base	E BB Drop	F Off Set	a Head Angle	b Seat Angle
46cm	529	443	615	1052	55	65	71°	73°
50cm	547.5	443	623	1060	55	65	71°	73°
54cm	565	443	636	1073	55	65	71°	73°
56cm	575	443	632	1070	55	60	72°	73°
58cm	575	443	633	1070	55	60	72°	73°
60cm	584	443	642	1079	55	60	72°	73°
46cmL*	443	615	1052	55	65	71°	73°	
50cmL*	443	623	1060	55	65	71°	73°	

\*Women's Model

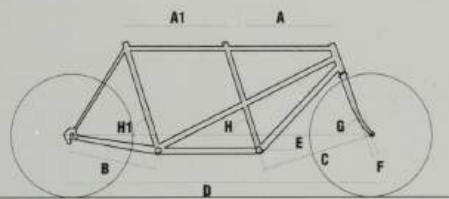
*A Sportcross model for women, featuring a sloping top frame tube, is also available.*



# Sportcross

- STB Chrome-Moly Frame • Full Chrome-Moly Fork • 700 x 35C Avocet Fasgrip Tires
- Shimano Altus CT10 Drivetrain and Derailleurs with Rapidfire Plus Shifters and Gear Indicator, 7-Speed
- Shimano Altus CT12 Cantilever Brakes
- Colors: Vintage Burgundy, Honeydew Green





Duplicross Frame Geometry (mm)

	A	A1	B	C	D	E	F	G	H	H1
	Top	Top	Rear	Front	Wheel	BB	Off	Head	Seat	Seat
	Tube	Tube	Center	Center	Base	Drop	Set	Angle	Angle	Angle
16"-18"	670	647	435	650	1742	32	45	72°	74°	74°
18"-20"	605	675	435	655	1776	34	45	72°	73°	74°

Specifications	Civicross	Duplicross	Civicross	Duplicross
<b>Frame</b>	Single Chrome-Moly, Hi-Ten Stays, Forged Ends, Dual H20, RR Rack Mounts	Chrome-Moly, Dropouts Forged Ends	<b>Brakes</b>	Shimano Altus BR-CT20 BL-CT2
<b>Front Fork</b>	Hi-Ten Steer, Hi-Ten Blades, Semi-Forged Ends	Chrome-Moly Steer, Investment Cast Ends	<b>Pedals</b>	Wellgo LU-895
<b>Head Set</b>	YST #66-2KW Steel	YST #66-2KW	<b>Hubs</b>	(F) JY-QR (R) JY-QR
<b>B. B. Set</b>	YST #651 K Type		<b>Rims</b>	Araya PX-35
<b>Crank Set</b>	Shimano Altus C20 FC-CT20 48 x 38 x 28T	Shimano Deore LX 48 x 38 x 28T	<b>Spokes</b>	14G Stainless
<b>F. Derailleurs</b>	Shimano Altus C20 FD-CT20 Dual SJ	Shimano Deore LX	<b>Tires</b>	Kenda K-803 700 x 35C
<b>R. Derailleurs</b>	Shimano RD-CT20GS	Shimano Deore LX	<b>Saddle</b>	VL-180EMGE (Men) Miyata Pavéa (Ladies)
<b>Shifter</b>	Grip Shift SRT-200	Shimano Deore LX STI	<b>Seat Pillar</b>	Steel BLK w/ Cap
<b>Cluster</b>	Shimano MF-HG20 14/28T 6SP	Shimano Deore LX 7SP	<b>Handle Bar</b>	DHM-14 Steel 30mm Rise
<b>Chain</b>	KMC CN-UG50	Shimano Hyperglide 70	<b>Handle Stem</b>	MTS-319-1 Hi-Ten
			<b>Tape/Grips</b>	Grip Shifter MR-823
			<b>Sizes</b>	46, 50, 54, 56, 58, 60
				Ladies 46, 50
			<b>Colors</b>	B-226, M-26
				R-213



## Civicross

- Chrome-Moly Frame • Shimano Altus C20 Drivetrain and Derailleurs with Grip Shifters, 6-Speed • Shimano Altus BR-CT20 Cantilever Brakes
- Colors: Muddy Waters Blue, Fragrant Purple



A Civicross model for women, featuring a sloping top frame tube, is also available.



## Duplicross

- Full Chrome-Moly Oversized Frame
- Full Chrome-Moly Unicrown Fork
- Shimano Deore LX Drivetrain and Derailleurs with Rapidfire Shifters, 7-Speed
- Scott Piderson SE Brakes with Odyssey Broke Booster Plate • Adjustable Stoker Stem
- Color: Zinfandel

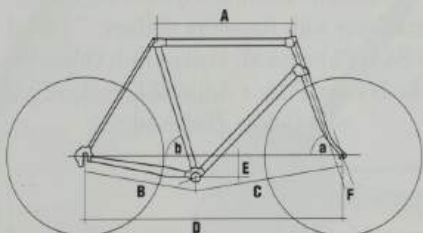
# Road Bikes

Almost fifteen years ago, Miyata was the first Japanese bike to be used in a major international road race. And this tradition continues today with the Tulip Koga-Miyata team—one of Europe's hottest competitors. But, at Miyata, we're not content to rest on our laurels. Our engineers are constantly searching for new ways to maximize performance.



## Team Carbon Specifications

<b>Frame</b>	APA Bonded Carbon, Aluminum Stays, Aluminum Forged Ends
<b>Front Fork</b>	APA Bonded Aluminum, Chrome-Moly Steer, Aluminum Blades, Forged Aluminum Ends
<b>Head Set</b>	Shimano 105SC HP-1055
<b>B. B. Set</b>	Shimano BB-UN71
<b>Crank Set</b>	Shimano 105SC FC-1055SG
<b>F. Derailleurs</b>	Shimano 105SC FD1056F
<b>R. Derailleurs</b>	Shimano 105SC RD1056
<b>Shifter</b>	Shimano 105SC ST-1055
<b>Cluster</b>	Shimano CS-HG70 8SP
<b>Chain</b>	Shimano CN-HG70
<b>Brakes</b>	Shimano 105SC BR-1055 w/ STI Lever
<b>Pedals</b>	Shimano 105SC PD-1055 Cliplless
<b>Hubs</b>	Shimano 105SC (F) HB1055F, (R) FH1056HG
<b>Rims</b>	Araya RS430 32H
<b>Spokes</b>	14G Stainless
<b>Tires</b>	Panaracer Vivezza 700 x 24C
<b>Saddle</b>	Miyata Road
<b>Seat Pillar</b>	Kalloy SP248 25.8
<b>Handle Bar</b>	Kusuki Alloy Drop
<b>Handle Stem</b>	HL HE-CR58 Chrome-Moly
<b>Tap/Grips</b>	CO-Union Foam Tape
<b>Sizes</b>	48, 50, 52, 54, 56, 58, 60, 63
<b>Colors</b>	W-83



Team Carbon Frame Geometry (mm)

	A	B	C	D	E	F	a	b
	Top Tube	Rear Center	Front Center	Wheel Base	BB Drop	Off Set	Head Angle	Seat Angle
48cm	520	404	580	980	63	55	71°30'	73°20'
50cm	525	404	590	990	70	55	71°	74°
52cm	535	404	585	985	70	45	72°	74°
54cm	550	404	585	985	67	45	72°	73°
56cm	565	404	585	985	67	35	73°	73°
58cm	570	404	590	985	67	35	73°	73°
60cm	585	404	595	1000	67	35	73°	72°
63cm	600	404	610	1016	85	35	73°	72°



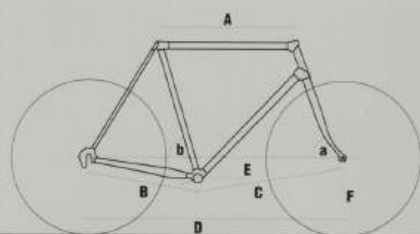
# Team Carbon

- Carbon Fiber APA Bonded Frame
- Oversized Tubing • Aluminum APA Bonded Fork
- Miyata Design Racing Saddle
- Panaracer Vivezza Tires
- Shimano 105SC SIS Drivetrain and Derailleurs, 8-Speed
- Shimano 105SC Super SLR Dual Pivot Brakes with STI Dual Control Levers
- Shimano Clipless Pedals
- Color: Excited White



## Team Titanium Specifications

<b>Frame</b>	APA Bonded Titanium, Titanium Stays, Aluminum Forged Ends	<b>Pedals</b>	Shimano PD-1056 Clipless
<b>Front Fork</b>	Chrome-Moly Steer, Aluminum Blades, Forged Aluminum Ends	<b>Hubs</b>	Shimano 105SC (F) HB1055F, (R) FH1056HG
<b>Head Set</b>	Shimano 105SC HP-1055	<b>Rims</b>	Araya CTL-385
<b>B. B. Set</b>	Shimano BB-UN71	<b>Spokes</b>	14/15G Stainless
<b>Crank Set</b>	Shimano 105SC FC-1055SG	<b>Tires</b>	Panaracer Vivezza 700 x 24C
<b>F. Derailleurs</b>	Shimano 105SC FD1056F	<b>Saddle</b>	Miyata Chrome-Moly Road
<b>R. Derailleurs</b>	Shimano 105SC RD1056	<b>Seat Pillar</b>	Kalloy SP248 25.8
<b>Shifter</b>	Shimano 105SC ST-1055 S2	<b>Handle Bar</b>	Nitto Neat Model 195
<b>Cluster</b>	Shimano CS-HG70 8SP	<b>Handle Stem</b>	HL HE-CRS8 Chrome-Moly
<b>Chain</b>	Shimano CN-HG70	<b>Tape/Grips</b>	CO-Union Foam Tape
<b>Brakes</b>	Shimano 105SC BR-1055 w/ STI Lever	<b>Sizes</b>	48, 50, 52, 54, 56, 58, 60, 63
		<b>Colors</b>	C-3



Team Titanium Frame Geometry (mm)

	A	B	C	D	E	F	a	b
	Top Tube	Rear Center	Front Center	Wheel Base	BB Drop	Off Set	Head Angle	Seat Angle
48cm	520	404	580	980	63	55	71°30'	73°20'
50cm	525	404	590	990	70	55	71°	74°
52cm	535	404	585	985	70	45	72°	74°
54cm	550	404	585	985	67	45	72°	73°
56cm	565	404	585	985	67	35	73°	73°
58cm	570	404	590	985	67	35	73°	73°
60cm	585	404	595	1000	67	35	73°	72°
63cm	600	404	610	1016	65	35	73°	72°

*The Team Titanium's new frame design features a compact mono seat stay for better thigh clearance and a sleeker look.*



# Team Titanium

- Full Titanium APA Bonded Frame
- Oversized Tubing • Aluminum APA Bonded Fork • Miyata Design Chrome-Moly Racing Saddle • Nitto Neat Model 195 Handle Bar
- Panaracer Vivezza Tires • Shimano 105SC SIS Drivetrain and Derailleurs, 8-Speed
- Shimano 105SC Super SLR Dual Pivot Brakes with STI Dual Control Levers
- Shimano Clipless Pedals • Color: Armor



*Nitto Neat Model 195 Handle Bar*



**Member of Tulip Koga-Miyata—one of Europe's most successful road racing teams.**



**Team Miyata Frame Geometry (mm)**

	A Top Tube	B Rear Center	C Front Center	D Wheel Base	E BB Drop	F Off Set	a Head Angle	b Seat Angle
50cm	525	404	588	982	67	45	70°30'	74°
52cm	535	404	588	982	70	45	71°30'	74°
54cm	550	404	603	996	70	45	71°30'	74°
56cm	565	404	590	984	70	35	72°30'	73°
58cm	570	404	594	989	67.5	35	72°30'	73°
60cm	585	404	596	990	67.5	35	73°	72°
63cm	600	404	610	1006	65	35	73°	72°

**Team Miyata Specifications**

<b>Frame</b>	Chrome-Moly STB , Chrome-Moly Stays, Chrome-Moly Forged Ends	<b>Brakes</b>	Shimano Ultegra BR-6403
<b>Front Fork</b>	APA Bonded Aluminum, Chrome-Moly Steer, Aluminum Blades, Forged Aluminum Ends	<b>Pedals</b>	Shimano PD-1056 Clipless Shimano Ultegra
<b>Head Set</b>	Shimano Ultegra HP-6400	<b>Hubs</b>	(F) HB6400F, (R) FH6402HG8 Araya CTL-385
<b>B. B. Set</b>	Shimano BB-UN71	<b>Rims</b>	14/15G Stainless
<b>Crank Set</b>	Shimano Ultegra FC6400SG	<b>Spokes</b>	Panaracer Vivezza 700 x 24C
<b>F. Derailleurs</b>	Shimano Ultegra FD6401BZ	<b>Tires</b>	Miyata Road Titanium
<b>R. Derailleurs</b>	Shimano Ultegra RD6401	<b>Saddle</b>	Kalloy SP248 25.8
<b>Shifter</b>	Shimano Ultegra ST6400	<b>Seat Pillar</b>	Nitto Neat Model 195
<b>Cluster</b>	Shimano CS-HG90 BSP	<b>Handle Bar</b>	Syncros Aluminum
<b>Chain</b>	Shimano CN-HG90	<b>Handle Stem</b>	CO-Union Foam Tape
		<b>Tape/Grips</b>	50, 52, 54, 56, 58, 60, 63
		<b>Sizes</b>	B-114/W-83
		<b>Colors</b>	

# Team Miyata



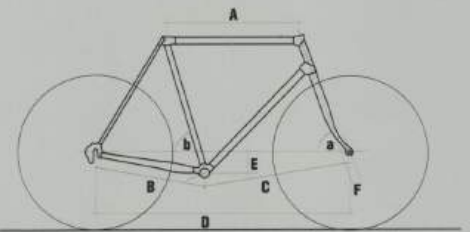
**Nitto Neat Model 195 Handle Bar**

- STB Chrome-Moly Frame • Oversized Top Tube • Aluminum APA Bonded Fork
- Miyata Design Titanium Racing Saddle
- Syncros Aluminum Handle Stem and Nitto Neat Model 195 Handle Bar • Panaracer Vivezza Tires • Shimano Ultegra SIS Drivetrain and Derailleurs, 8-Speed • Shimano Ultegra Super SLR Dual Pivot Brakes with STI Dual Control Levers • Shimano Clipless Pedals • Colors: Kool Blue/Excited White



## Nine 16 Specifications

<b>Frame</b>	Chrome-Moly STB Chrome-Moly Forged Ends	<b>Pedals</b>	Shimano 105SC PD-1055 Clipless
<b>Front Fork</b>	APA Bonded Aluminum, Chrome-Moly Steer, Aluminum Blades, Forged Aluminum Ends	<b>Hubs</b>	Shimano 105SC (F) HB1055F, (R) FH1056HG Araya RS430 32H
<b>Head Set</b>	Shimano 105SC HP-1055	<b>Rims</b>	14G Stainless
<b>B. B. Set</b>	Shimano BB-UN71	<b>Tires</b>	Panaracer Vivezza 700 x 24C
<b>Crank Set</b>	Shimano 105SC FC-1055SG	<b>Saddle</b>	Miyata Road
<b>F. Derailleurs</b>	Shimano 105SC FD1056F	<b>Seat Pillar</b>	Kalloy SP248 26.8
<b>R. Derailleurs</b>	Shimano 105SC RD1056	<b>Handle Bar</b>	Kusuki Alloy Drop
<b>Shifter</b>	Shimano 105SC ST-1055	<b>Handle Stem</b>	HL HE-CR58 Chrome-Moly
<b>Cluster</b>	Shimano CS-HG70 8SP	<b>Tape/Grips</b>	CO-Union Foam Tape
<b>Chain</b>	Shimano CN-HG70	<b>Sizes</b>	50, 52, 54, 56, 58, 60, 63
<b>Brakes</b>	Shimano 105SC BR-1055 w/ STI Lever	<b>Colors</b>	Y-120/W-83, B-228



Nine 16 Frame Geometry (mm)

	A Top Tube	B Rear Center	C Front Center	D Wheel Base	E BB Drop	F Off Set	a Head Angle	b Seat Angle
50cm	525	404	590	985	68	45	70°30'	74°
52cm	535	404	587	981	70	45	71°30'	74°
54cm	550	404	598	990	70	45	72°	74°
56cm	565	404	587	980	70	35	72°30'	73°
58cm	570	404	590	983	69	35	73°	73°
60cm	585	404	605	999	67.5	35	73°	73°
63cm	600	404	609	1004	65	35	73°	72°

Miyata's chrome-moly tubes are triple-buffed and feature interior spiraled "splines" for minimum weight, maximum strength.



# Nine 16

- STB Chrome-Moly Frame • Oversized Top Tube • Aluminum APA Bonded Fork
- Miyata Design Racing Saddle • Panaracer Vivezza Tires • Shimano 105SC SIS Drivetrain and Derailleurs, 8-Speed • Shimano 105SC Super SLR Dual Pivot Brakes with STI Dual Control Levers • Shimano Clipless Pedals
- Colors: Carrot/Excited White, Unbearably Blue



Unbearably Blue



**Seven 21 Frame Geometry (mm)**

	A Top Tube	B Rear Center	C Front Center	D Wheel Base	E BB Drop	F Off Set	a Head Angle	b Seat Angle
48cm	515	415	580	990	53	65	71°	72°
50cm	525	415	580	990	55	55	71°	72°
52cm	535	415	588	996	58	55	71°	72°
54cm	550	415	596	1003	63	50	72°	73°
56cm	550	415	596	1003	63	50	72°	73°
58cm	565	415	604	1010	66	45	72°30'	73°30'
60cm	565	415	604	1010	67	45	72°30'	73°30'

**Five 12 Frame Geometry (mm)**

	A Top Tube	B Rear Center	C Front Center	D Wheel Base	E BB Drop	F Off Set	a Head Angle	b Seat Angle
50cm	520	408	587	990	50	50	71°50'	74°
54cm	540	408	578	978	72	35	72°	74°
57cm	560	408	589	986	72	35	73°	74°
60cm	570	408	599	996	72	35	73°	74°
63cm	580	408	605	1002	72	35	73°50'	74°
67cm	596	408	620	1018	72	35	73°50'	74°

**Specifications**

	Seven 21	Five 12
<b>Frame</b>	APA Bonded Aluminum, Aluminum Stays, Aluminum Forged Ends	Chrome-Moly (TIG), Chrome-Moly (TIG) Stays, Forged Ends, Dual H20 Mounts
<b>Front Fork</b>	Chrome-Moly, Chrome-Moly Steer, Chrome-Moly Blades, Forged Ends	Chrome-Moly, Chrome-Moly Steer
<b>Head Set</b>	Shimano 500LX HP-R500	Black Sealed Mech.
<b>B. B. Set</b>	Shimano BB-UN51	Shimano BB-CS10
<b>Crank Set</b>	Shimano FCA550T 52 x 42 x 30	Sugino AC-130 52 x 42T
<b>F. Derailleurs</b>	Shimano Exage RX100 FDA553 GS	Shimano Exage 300EX
<b>R. Derailleurs</b>	Shimano Exage RX100 RDA550 GS	Shimano Exage 500EX
<b>Shifter</b>	Shimano Exage RX100 SL-A550T	Shimano Exage 400EX 7SP
<b>Cluster</b>	Shimano CS-HG50 7SP	Shimano 13/26 7SP

**Chain Brakes**

**Pedals Hubs**

**Rims Spokes**

**Tires**

**Saddle Seat Pillar**

**Handle Bar**

**Handle Stem**

**Tape/Grips**

**Extras**

**Sizes**

**Colors**

**Seven 21**

**Five 12**

# Seven 21

- Full Aluminum APA Bonded Frame
- Oversized Tubing • Miyata Design Racing Saddle • Panaracer Vivezza Tires
- Shimano Exage RX100 Drivetrain and Derailleurs, 7-Speed • Shimano RX100 Dual Pivot Brakes • Colors: Eggplant, Godzilla Green



# Five 12

- Full Chrome-Moly Frame • Full Chrome-Moly Fork • Shimano Exage 500EX Drivetrain and Derailleurs, 7-Speed • Shimano Exage 300EX Dual Pivot Brakes
- Colors: Radiant Red/Excited White



Specifications	Pavéa 77	Pavéa 55	Chain	Pavéa 77	Pavéa 55
<b>Frame</b>	Chrome-Moly (TIG), Chrome-Moly (TIG) Slays, Forged Ends, Dual H20 Mounts	Chrome-Moly (TIG), Chrome-Moly (TIG) Stays, Forged Ends, Dual H20 Mounts	<b>Chain</b>	Shimano CN-HG70	KMC KM-HG50
<b>Front Fork</b>	Chrome-Moly, Chrome-Moly Steer	Chrome-Moly, Chrome-Moly Steer	<b>Brakes</b>	Shimano 105 w/ Diacompe Compact Short Reach Lever	Shimano RX100 w/ Diacompe Compact Short Reach Lever
<b>Head Set</b>	Shimano 105 HP-1055	Shimano 500EX HP-R500B	<b>Pedals</b>	Shimano 105 Clipless PD-1056	Shimano 500EX Clipless
<b>B. B. Set</b>	Shimano BB-UN71	Shimano BB-CS10	<b>Hubs</b>	(F) Shimano 105 (R) Shimano 105	Shimano (F) HB-RM50Q (R) FH-HG50Q
<b>Crank Set</b>	Shimano 105 53 x 42 Round	SR SZC-T2044HF 52 x 42 x 32 Round	<b>Rims</b>	Sun Metal M13L 32H	Sun Metal M13L 32H
<b>F. Derailleurs</b>	Shimano 105	Shimano Exage RX100 FD-A553GS	<b>Spokes</b>	14G Stainless	14G Stainless
<b>R. Derailleurs</b>	Shimano 105	Shimano Exage RX100 RDA-0550TGS	<b>Tires</b>	Panaracer 26 x 1 Vivezza	Panaracer 26 x 1 Vivezza
<b>Shifter</b>	Shimano 105 8SP DT	Shimano Exage RX100 A550T 7SP	<b>Saddle</b>	Miyata Pavéa VL-1251LGE	Miyata Pavéa VL-1251LGE
<b>Cluster</b>	Shimano CS-HG70 12/23 8SP	Shimano Exage RX100 CS-HG50 13/23 7SP	<b>Seat Pillar</b>	Kalloy SP-266	Kalloy SP-243
			<b>Handle Bar</b>	DR-AL-9B Alloy 370mm	DR-AL-9B Alloy 370mm
			<b>Handle Stem</b>	Zoom Racing	Live Chin LCS-760
			<b>Tape/Grips</b>	BLK Cusion Tape	BLK Cusion Tape
			<b>Sizes</b>	44, 47, 50, 53	44, 47, 50, 53
			<b>Colors</b>	G-115	M-28, K-1



The unique Pavéa racing saddle is specially designed to fit a woman's anatomy.

Pavéa 77 and 55 Frame Geometry (mm)

	A Top Tube	B Rear Center	C Front Center	D Wheel Base	E BB Drop	F Off Set	a Head Angle	b Seat Angle
44cm	462	377	553	924	55	45	70°42'	77°30'
47cm	483	377	554	924	55	45	71°42'	76°30'
50cm	498	377	558	928	55	45	71°42'	75°
53cm	513	377	566	936	55	45	71°42'	74°

## Pavéa 77

- Full Chrome-Moly Double Butted Frame
- Full Chrome-Moly Fork • Miyata Design Pavéa Racing Saddle • Panaracer 26 x 1 Tires
- Shimano 105 Drivetrain and Derailleurs, 8-Speed • Shimano 105 Dual Pivot Brakes with Diacompe Compact Short Reach Lever • Shimano Clipless Pedals
- Color: Seabreeze



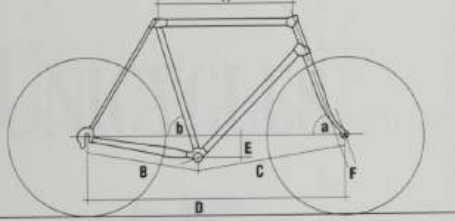
## Pavéa 55

- Full Chrome-Moly Double Butted Frame
- Full Chrome-Moly Fork • Miyata Design Pavéa Racing Saddle • Panaracer 26 x 1 Tires
- Shimano Exage RX100 Drivetrain and Derailleurs, 7-Speed • Shimano Exage RX100 Dual Pivot Brakes with Diacompe Compact Short Reach Lever
- Colors: Precious Purple, Shadow Black

**PAVÉA 55**



1000 LT Specifications



1000 LT Frame Geometry (mm)

	A	B	C	D	E	F	a	b
	Top	Rear	Front	Wheel	BB	Off	Head	Seat
	Tube	Center	Center	Base	Drop	Set	Angle	Angle
50cm	540	450	604	1051	40	50	70°5'	72°5'
54cm	550	450	596	1039	60	50	71°5'	72°5'
57cm	565	450	605	1047	65	50	72°	72°5'
60cm	580	450	620	1062	65	50	72°	72°5'
63cm	580	450	620	1062	65	50	72°	72°5'

Fittings for accessory equipment.



<b>Frame</b>	Chrome-Moly STB Oversize, Chrome-Moly Stays, Chrome-Moly Ends	<b>Brakes</b>	Shimano BR-C700
<b>Front Fork</b>	Chrome-Moly Unicrown, Chrome-Moly Steer, Chrome-Moly Blades, Forged Ends	<b>Pedals</b>	Shimano Deore LX PD-M525 SPD
<b>Head Set</b>	Tange P-3000	<b>Hubs</b>	Shimano Deore DX (F) HBM650 36H, (R) FHM650 36H
<b>B. B. Set</b>	Shimano BB MT60	<b>Rims</b>	Ukai 36H WS500
<b>Crank Set</b>	Shimano Deore DX	<b>Spokes</b>	Hoshi 14G Stainless
<b>F. Derailleurs</b>	Shimano Deore DX FD-M650	<b>Tires</b>	Panaracer 700 x 32C Radial
<b>R. Derailleurs</b>	Shimano Deore DX RD-M650SGS	<b>Saddle</b>	Avocat M30
<b>Shifter Cluster</b>	Shimano 600 Ultegra SL-BSS0	<b>Seat Pillar</b>	SR MTE 320
<b>Chain</b>	Shimano 105SC	<b>Handle Bar</b>	Nitto Randonneur
	CS-HG70 12/24 7SP	<b>Handle Stem</b>	SR CTS320 Hinge
	Shimano 105SC CN-HG70	<b>Tape/Grips</b>	CO-Union Foam Bar Tape
		<b>Extras</b>	w/ Bell
		<b>Sizes</b>	50, 54, 57, 60, 63
		<b>Colors</b>	B-226

# 1000 LT

- STB Chrome-Moly Frame • Oversized Tubing • Chrome-Moly Unicrown Fork
- Shimano Deore DX Drivetrain with Top Pull Front Derailleur and Bar End Shifters, 7-Speed • Shimano BR-C700 Low Profile Cantilever Brakes • Shimano Deore LX Pedals
- Color: Muddy Waters Blue



# FRAMESETS



**Elevation 12000** • Carbon Fiber APA Bonded Frame • Super Oversized Tubing • Miyata Rear Suspension • Front Suspension Fork



**Elevation 10000** • Full Carbon Fiber APA Bonded Frame • Super Oversized Tubing • Front Suspension Fork



**Elevation 8000** • Full Titanium APA Bonded Frame • Super Oversized Tubing • Aluminum APA Bonded Fat Max Fork



**Elevation 5000** • Full Aluminum APA Bonded Frame • Super Oversized Tubing • Aluminum APA Bonded Fat Max Fork



**Team Carbon** • Carbon Fiber APA Bonded Frame • Oversized Tubing • Aluminum APA Bonded Fork



**Team Titanium** • Full Titanium APA Bonded Frame • Oversized Tubing • Aluminum APA Bonded Fork



**Team Miyata** • STB Chrome-Moly Frame • Oversized Top Tube • Aluminum APA Bonded Fork

# UNICYCLES



# GEAR CHARTS

## Mountain Bikes

### Elevation 10000

	12	13	14	16	18	21	24	28
46	99.7	92.0	85.4	74.8	66.4	57.0	49.8	42.7
36	78.0	72.0	66.9	58.5	52.0	44.5	39.0	33.4
26	58.3	52.0	48.3	42.3	37.6	32.2	28.2	24.1

### Elevation 12000, 8000, 5000, 4000 and 2000

	12	14	16	18	21	24	28
46	98.7	85.4	74.8	66.4	57.0	49.8	42.7
36	78.0	66.5	56.5	52.0	44.8	39.0	33.4
26	56.3	48.3	42.3	37.6	32.2	28.2	24.1

### Elevation 500 and 400

	13	15	17	20	23	26	30
46	92.0	79.7	70.4	59.8	52.0	46.0	39.9
36	72.0	62.4	55.1	46.8	40.7	36.0	31.2
26	52.0	45.1	39.8	33.8	29.4	26.0	22.5

### Elevation 300

	13	15	17	20	23	26	30
48	96.0	83.2	73.4	62.4	54.3	48.0	41.6
38	76.0	65.9	58.1	49.4	43.0	38.0	32.9
28	56.0	48.5	42.8	36.4	31.7	28.0	24.3

### Elevation 200

	13	15	17	20	23	26	30
48	96.0	83.0	73.0	62.0	54.0	48.0	42.0
38	76.0	66.0	58.0	49.0	43.0	38.0	33.0
28	56.0	49.0	43.0	36.0	32.0	28.0	24.0

## Cross Bikes

### Triplecross

	13	15	17	20	23	26	30
50	103.8	90.0	79.4	67.5	58.7	51.9	45.0
40	83.1	72.0	63.5	54.0	47.0	41.5	36.0
30	62.3	54.0	47.6	40.5	35.2	31.2	27.0

### Sportcross

	13	14	15	17	19	21	23
50	103.8	96.4	90.0	79.4	71.1	64.3	58.7
40	83.1	77.1	72.0	63.5	56.8	51.4	47.0
30	62.3	57.9	54.0	47.6	42.6	38.6	35.2

### Civicross

	14	16	18	21	24	28
48	92.6	81.0	72.0	61.7	54.0	46.3
38	73.3	64.1	57.0	48.9	42.8	36.6
28	54.0	47.3	42.0	36.0	31.5	27.0

### Duplicross

	12	14	16	18	21	24	28
48	104.0	89.1	78.0	69.3	59.4	52.0	44.6
38	82.3	70.6	61.8	54.9	47.0	41.2	35.3
28	60.7	52.0	45.5	40.4	34.7	30.3	26.0

## Road Bikes

### Team Carbon, Team Titanium, Team Miyata and Nine 16

	12	13	14	15	17	18	21	23
53	119.3	110.1	102.2	95.4	84.2	75.3	68.1	62.2
42	94.5	87.2	81.0	75.6	66.7	59.7	54.0	49.3

### Seven 21

	12	14	16	18	21	24	28
52	117.0	100.3	87.8	78.0	66.8	58.5	50.1
42	94.5	81.0	70.9	63.0	54.0	47.3	40.5
30	67.5	57.9	50.6	45.0	38.6	33.8	28.9

### Five 12

	13	15	17	19	21	23	26
52	108.0	93.6	82.6	73.9	66.9	61.0	54.0
42	87.2	75.6	66.7	59.7	54.0	49.3	43.6

### Pavéa 77

	12	13	14	15	17	19	21	23
53	114.8	106.0	98.4	91.9	81.1	72.5	65.8	59.9
42	91.0	84.0	78.0	72.8	64.2	57.5	52.0	47.5

### Pavéa 55

	13	14	15	17	19	21	23
52	104.0	96.6	90.1	79.5	71.2	64.4	58.8
42	84.0	78.0	72.8	64.2	57.5	52.0	47.5
32	64.0	59.4	55.5	48.9	43.8	39.6	36.2

## Touring Bikes

### 1000 LT

	12	14	16	18	21	24	28
48	108.0	92.6	81.0	72.0	61.7	54.0	46.3
38	85.5	73.3	64.1	57.0	48.9	42.8	36.6
28	63.0	54.0	47.3	42.0	36.0	31.5	27.0

**Miyata Unicycles** • Precision Balanced  
• Chromed Steel Construction

### The Miyata Bicycle Warranty

**A.** Miyata bicycle frames and front forks are warranted to be free from defect in materials and workmanship under normal use of the bicycle for the lifetime of the bicycle, except in cases specified in warranty exclusions. **B.** Miyata warranties, for one year from date of sale, all parts except wearing parts (tires, tubes, cables, grips, spokes, bar tapes, brake pads, toe clips, straps, small screws and nuts). This does not include items specified in the warranty exclusions. **C.** During the warranty period, all parts, as determined by Miyata, found to be defective in workmanship or material will be repaired or replaced free of charge, except for shipping and dealer for charges (if applicable). This applies to parts, frame and front fork. **D.** Return of the warranty registration card to Miyata is a condition precedent to coverage under this warranty. The warranty registration card must be returned to Miyata to validate warranty.

### How To Claim Warranty

**A.** All claims made under this warranty must be made through an authorized Miyata dealer during the relevant warranty period. To obtain warranty service, the owner must return the defective bicycle to an authorized Miyata dealer for inspection with the sales receipt (or other evidence showing the date of purchase) and the owner record in the owner's handbook. **B.** If the original dealer is no longer available or is inconveniently located, the name of the authorized dealer nearest to you can be obtained from Miyata whose address is stated in this catalog.

### Warranty Exclusions

**A.** This warranty covers only the original retail purchaser of the bicycle and is not transferable. **B.** This warranty does not cover failure due to accident, abuse, misuse, neglect, normal wear and tear, normal paint fading or chrome rust, improper assembly, improper fit, improper maintenance or use of unauthorized replacement parts. **C.** This warranty does not cover any personal injuries, damage or failure of bicycle if used in any competitive event, including bicycle racing, bicycle motocross, stunt or similar activities or when used in training for the same. Motors or other accessories inconsistent with the use intended by Miyata will negate this warranty. **D.** This warranty is expressly in lieu of any other warranty and any implied warranty of merchantability or fitness of any purpose is limited in duration to the duration of this express warranty. Miyata shall not be responsible for any consequential or incidental damages. **E.** Some states do not allow limitation on how long implied warranty lasts or the exclusion or limitation of incidental or consequential damages, so the above limitation may not apply to you. **F.** This warranty does give you specific legal rights, and you also may have other rights which vary from state to state. **G.** This warranty does not cover failure due to unlawful acts. **H.** Failure to maintain Miyata-requested periodic inspections may invalidate this warranty if such failure can be shown to have contributed to the warranty problem. **I.** This warranty is void when the bicycle is used by many and unspecific persons such as rent-a-bicycle businesses. **J.** This warranty does not cover failure due to earthquake, lightning, fire, flood, public hazard, and man-made or natural calamity. **K.** This warranty does not cover natural phenomena which result from operation of the bicycle, such as vibrations or sounds. **L.** This warranty is void when items outlined in the "owner's responsibilities" section are not observed.

**Miyata Bicycle of America, Inc.** 2526 W. Pratt Blvd.  
Elk Grove Village  
Illinois, 60007 U.S.A.  
1-708-228-5450

**Oxford Bicycles of Canada Inc.** 57 Glen Cameron Rd. No. 1  
Thornhill, Ontario  
Canada L3T1P3  
Toll Free: 1-800-263-5891

**Miyata Industry Co., Ltd.**  
1-1-1 Shimomachiya  
Chigasaki City, Kanagawa Pref.  
Japan 253