



WHEELER
worldwide



**BIKE
COLLECTION**

innovation by

WHEELER
worldwide



Increased Clearance Design: Cold-forged drop-outs are designed and machined to increase the clearance between the chain and chainstay. This eliminates the irritating problem of "chain-slap" and results in a smoother chain function. Additionally, by using a thicker I.C.D. drop-out, we have provided even greater clearance between the small cog and the drop-out. The result is improved performance in muddy conditions and easier rear wheel removal.

Replaceable Aluminum Drop-out: One of the greatest stress points of an aluminum frame occurs at the drop-out. Usually when one of the drop-out breaks, you'll have to throw away the entire frame. Now you can rest easy because Wheeler has developed a new 2-piece replaceable drop-out for its aluminum bikes. It's cold-forged for extra strength and durability, 100% replaceable, and elegantly styled too!

Low Friction Transmission: A cable-routing system that optimally positions driveside cable guides on the head tube and rubber "donuts" on the cables along the top tube. This system also reroutes the rear brake cable into a specially designed Wheeler "snake tube" and decreases the length of the outer cable casing for the rear derailleur. L.F.T. cable guides are specially machined to eliminate all friction with the cables. This means smooth and precise shifting and braking at all times.

Suspension Ready Geometry: All Wheeler mountain bikes come with a Suspension Ready Geometry. This exclusive Wheeler Feature allows you to add on a suspension fork without having to worry about altering the natural geometry of the bike. With S.R.G., you can count on the performance of Wheeler's fine-tuned and responsive handling, with or without a suspension fork.

Human Fit Concept: No two cyclists are the same. At Wheeler, we believe that a correct-sized bike is a prerequisite to safety, comfort and enjoyment, which is why we have carefully calculated the correct component and frame sizes for maximum comfort, control and performance. Now you can last longer, ride farther.

X-Stays: Recognizing the rear stays as being the cause of unnecessary weight on the frame, we calculated a design that would allow the use of lighter, smaller diameter rear stays while still maintaining the rigidity, responsive handling, hence the X-Stays. Apart from weight reduction, the X-Stays provides increased braking power, torsional and lateral rigidity, and improved heel clearance. What's more, the X-Stays looks cool as well.

expertise

Every time you buy a Wheeler bike, you get the assurance of world-class quality and expertise that made Wheeler famous in thirty-two countries. You see, each Wheeler bike is made in our own factory, staffed with the best engineers, technicians, designers and craftsmen from different parts of the planet utilizing the most advanced technology. No wonder Wheeler is the worldwide leader in the bicycle industry. No wonder Wheeler is the choice of world champions.



It takes a cyclist to understand a cyclist. At Wheeler, our people are dedicated cyclists. Joining races and taking the bikes out for a test ride (and getting banged up in the process) are all essential parts of the job. Our representatives worldwide are fervent bike riders and know the needs of local cyclists. They support racing teams and hold several cycling events, with the mission of promoting the sport. So when you take your Wheeler bike out for a ride, you can be assured that it's made, designed, tested and approved by real cyclists, real cyclists like you who are deeply committed to the development of cycling not just as a sport but also as a healthy alternative lifestyle.



Each component and process that goes into every Wheeler bike is required to undergo strict quality testing and functional performance evaluation to ensure that all parts and materials will not only last, but will also work seamlessly together as one system, whether it be cranks, brake pads, or even paints. And who does the actual assembly of the myriads of components and parts? Why, our international team of experienced craftsmen and technical experts of course.

To maintain our position at the cutting-edge, we are committed to research and development. That means participating in races in various disciplines and having our bikes tested by our team of professional cyclists in extreme conditions. With the test feedback at our disposal, designs are reengineered and new innovations are incorporated into the bikes.



Wheeler dealers are carefully selected and trained to help you make the best choice of bicycle for your needs. With their well-trained & dedicated staff, you can be assured of excellent service and valuable know-how in all aspects of cycling. Come experience the bikes world champions ride, visit your local Wheeler dealer today.

WHEELER

Dual Suspension



7000ZX



The 7000ZX features an aircraft grade 7005 aluminum frame and an advanced rising rate. This rising rate rocker design provides a whopping 4.5 inches of ACTIVE rear wheel travel. The 7000ZX has an added feature of a Horst-Link. The Horst-Link increases the sensitivity of the rear suspension to small bumps and reduces the effect of brake lock-out providing excellent control to the rider in all conditions. This versatile bike is the machine of choice for hardcore cross-country racing. With 4.5 inches of travel, expect to dominate downhill runs as well as dual slalom races.

Frame: 7005 series aluminum cross country full suspension Zero Momentum pivot, Horst-link, 4.5 inch rear travel rocker suspension system and 2-sets water bottle mounts.
Fork: RockShox Indy XC. **Colour:** Cream / Indy red. **Sizes:** 15", 17", 19", 21" [center to top]. **Components:** 24-speed, Shimano LX down-pull front derailleur, Shimano LX rear derailleur with Shimano LX RapidFire SL shifters. Shimano LX crankset (22/32/42). **Others:** Shimano STX-RC hubs with quick release; Mavic 220 rim brake control with stainless steel 14G spokes and WTB Velociraptor skinwall tires; Shimano LX V-brake and Shimano LX brake levers; Dia-Compe DiaTech Ahead 24" wheels.

Finally, an affordable full-suspension bike that delivers high-end performance. Wheeler's 24 speed rising rate 5000ZX features a dynamite rear shock mated to a rocker system that provides 3 inches of rear travel. Cutting-edge design includes the "0 Momentum Pivot", wherein the chain is in line with the pivot when it is in the smallest front chainring and largest rear sprocket - the point where the most torque is produced when climbing. This design eliminates pedal induced shock compression and extension, which means the shock stays active. Real performance from the innovator. A lot of high-tech for a lot less.

5000ZX



Frame: CrMo with forged drop-outs . **Fork:** RockShox Quadra 5 **Sizes:** 15", 17", 19", 21" . **Color:** Tangerine . **Components:** Shimano STX-RC front derailleur and Shimano LX rear derailleur with Shimano STX-RC RapidFire SL shifters. **Accessories:** Shimano Deore LX V-brakes and levers, Rigida Norma double-wall alloy 32H rims with Ultimate Power, stainless steel spokes, alloy hubs, Dia-Compe Diatech AheadSet, alloy stem, alloy handlebar, alloy seat post with alloy quick release, chainstay protector.

Dual Suspension
STAYS

Mountain Bike

Optima
T.I.
3AL
2.5V
TITANIUM
WHEELER CUSTOM DESIGN
SEAMLESS TUBING

Championship-winning Optima titanium tubes - the material of choice of the elite. Consider these facts: Optima titanium has a density of 50% less than chromoly, does not rust, does not require paint, and possesses strength and durability to last a lifetime, yet feather-light and more flexible than steel thereby ensuring a smooth and comfortable ride. Additionally, each tube is carefully calculated for the perfect thickness & diameter to ensure that your bike is stiff enough while retaining the resiliency to dampen shocks and vibrations. And Wheeler's master welders make sure that each weld conforms to the highest standards so that they stay together. Any wonder why international champions use our titanium bikes?

E-3ZX

- LFT
- 5 Sprockets
- 8 Sprockets
- 6 Sprockets
- HUBS
- CRANKSET
- ICD
- X STAYS

Frame: Optima 3Al/2.5V titanium with X-Stays & 2-sets water bottle bosses. **Fork:** RockShox Indy C. **Colour:** Cream / Indy blue. **Sizes:** 16", 18", 19.5", 21". **Components:** 24-speed, Shimano STX top-pull front derailleur; Shimano LX rear derailleur w/ GripShift SRT 600 shifters with RideOn cables. Shimano LX crankset (22/32/42). **Others:** Shimano LX hubs with quick release; Rigida Norma alloy double-wall 32H rims with Ultimate Power with stainless steel 14G spokes and WTB Velociraptor skinwall tires; Shimano LX V-brake & Shimano LX brake levers; Dia-Compe DiaTech Aheadset; Ritchey T. Components alloy seatpost with alloy quick release; Wheeler chainstay protector.





Due to its light weight, stiffness and corrosion resistance, aluminum has been used extensively in the aerospace industry. Wheeler's 7005 series aluminum tubes consists of manganese w/c provides greater strength, hardness & wear resistance; magnesium which is used for aircraft fuselage and other aerospace vehicles; & zinc which acts as alpha stabilizers. These 7005 series tubes are then joined together using TIG welding technology. The result is a frame which is the strongest available, w/ higher strength-to-weight ratio than either 6000 or 5000 series aluminum frames.

7900ZX



Developed, designed & tested in cooperation w/ the Wheeler World Team at the World Cup circuit.



Frame: Double-butted 7005 series aluminum with R.A.D. drop-out, X-stays & 2-sets water bottle bosses. **Fork:** RockShox Indy C suspension fork. **Colour:** Faux titanium. **Sizes:** 16", 18", 19.5", 21". **Components:** 24-speed, Shimano LX top-pull front derailleur; Shimano XT rear derailleur with Shimano LX RapidFire SL shifters. Shimano LX crankset (22/32/42). **Others:** Shimano XT hubs w/ quick release; Mavic 217AS 32H rims with U.B. control with stainless steel 14G spokes and WTB Velociraptor skinwall tires; Shimano LX V-brake and Shimano LX brake levers; Ritchey Vector Prolite saddle; H.O.T. Components seatpost; Wheeler chainstay protector.

Mountain Bike

Mountain Bike



Aggressive 24-speed race hungry bike equipped with Shimano STX-RC components and Deore LX V-brakes on a lightweight 7005 series aluminum frame. Ready to rip without ripping your wallet.



Frame: 7005 series aluminum with 1 1/8 head tube, 2 sets water bottle bosses and brake pivots. **Fork:** RockShox Quadra 5 **Sizes:** 16", 18", 19.5", 21", 22.5". **Accessories:** Shimano Deore LX V-brakes and levers, double-wall alloy front and STX-RC rear hubs, Dia-Comp AheadSet headset, alloy stem, alloy handlebar, alloy seatpost with alloy quick release, chainstay protector.



3900ZX

Frame: Straight gauge 7005 series aluminum with 1 1/8 head tube and 2-sets water bottle bosses, brake pivot and vertical ends. **Fork:** SR8007 suspension fork. **Colour:** Moss green. **Sizes:** 16", 18", 19.5", 21". **Components:** Shimano Acera top-pull front derailleur; Shimano Alivio rear derailleur with GripShift MRX-170 shifters. SR alloy crankset (24/34/42). **Others:** Shimano alloy hubs with quick release; Wheeler alloy 36H rims with stainless steel 14G spokes and blackwall tires; Shimano Altus cantilevers with alloy brake levers; Wheeler saddle; Wheeler chainstay protector.




Frame: Straight gauge 7005 series aluminum with 1 1/8 head tube and 2-sets water bottle bosses, brake pivot and vertical ends. **Fork:** Cr-Mo blade, oversized fork. **Colour:** Wild cherry. **Sizes:** 16", 18", 19.5", 21". **Components:** Shimano Acera top-pull front derailleur; Shimano Alivio rear derailleur with GripShift MRX-170 shifters. SR alloy crankset (24/34/42). **Others:** Shimano alloy hubs w/ quick release; Wheeler alloy 36H rims with stainless steel 14G spokes and blackwall tires; Shimano Altus cantilevers with alloy brake levers; Wheeler saddle; Wheeler chainstay protector.



3900

Mountain Bikes



For generations, steel has been the material of choice for professional cyclists, enthusiasts and frame builders and with good reasons: steel frames offer unparalleled responsiveness, durability and workability which other types of materials try hard to emulate. By adding chromium for hardness, strength and elasticity, & molybdenum a hardening agent in steel alloys used for rockets and missile parts, we have successfully combined the classic ride and elegance of steel with the benefits of modern manufacturing and technology to produce a 24-speed bicycle that perfectly balances strength, performance and quality.

5200ZX



Frame: CrMo double-butted tubing, forged ends. **Fork:** RST-381 Suspension. **Sizes:** 16", 18", 19.5", 21", 22.5" **Color:** Matt Burgundy. **Components:** Shimano STX-RC front, STX-RC rear, RST 400 shifting. **Accessories:** Shimano Deore LX V-brakes and levers, double-wall alloy 32H rims, stainless steel spokes, Shimano Alivio front, STX-RC rear.

2800ZX

Frame: Cr-Mo main tubes with I.C.D. forged dropouts, X-Stays, carrier bosses & 2-sets water bottle bosses.
Fork: SR 7007 spring damper suspension. **Colour:** Electra turquoise. **Sizes:** 14.5", 16", 18", 19.5", 21".
Components: 21-speed, Shimano Acera-X top-pull front derailleur; Shimano STX rear derailleur with GripShift SRT400 shifters. Shimano Alivio crankset (24/34/42T). **Others:** Shimano Altus front and Acera-X rear hubs with quick release; Wheeler alloy 36H rims with stainless steel 14G spokes and Kenda Hammer front / Bear Trac rear blackwall tires; Shimano Altus cantilevers with M-system brake shoes & full alloy brake levers; Wheeler saddle; Wheeler chainstay protector.



Frame: Cr-Mo main tubes with I.C.D. forged drop-outs, X-stays, carrier bosses & 2-sets water bottle bosses.
Fork: Unicrown w/ Cr-Mo blades. **Colour:** Ruby green. **Sizes M -** 14.5", 16", 18", 19.5", 21", 22.5" **L -** 16", 18", 19.5". **Components:** 21-speed, Shimano Acera-X top-pull front derailleur; Shimano STX rear derailleur with Shimano Alivio STI shifters. Shimano Alivio crankset (24/34/42). **Others:** Shimano Altus front & Acera-X rear hubs with quick release; Wheeler alloy 36H rims w/ stainless steel 14G spokes & Kenda Hammer front / Bear Trac rear skinwall tires; Shimano Acera-X cantilevers with M-system brake shoes and Shimano Alivio brake levers.



Check out these highly affordable dirt machines. TIG welded. Top rate components.



2800



Mountain Bikes

Mountain Bike



1800



Frame: Cr-Mo main tubes with semi-forged drop-outs, carrier bosses & water bottle bosses. **Fork:** Cr-Mo blade regular. **Colour:** Sea foam green. **Sizes:** 21", 22.5" L - 16", 18", 19.5". **Components:** 21-speed, SR XR-150 down-pull front derailleur; Shimano Alivio rear derailleur with GripShift MRX-170 shifter. **Others:** Shimano alloy hubs with quick release; Wheeler alloy 36H rims with stainless steel 14G spokes and blackwall tires; Shimano Altus CT91 cantilever with M system brake shoes & alloy brake levers; with resin body; Wheeler saddle.



800

Frame: Bulged Cr-Mo seat tube with carrier bosses, semi-forged ends and water bottle bosses. **Fork:** Hi-Ten unicrown. **Colour:** Glossy black. **Sizes:** M - 14.5", 16", 18", 19.5", 21", 22.5" L - 18", 19.5". **Components:** 21-speed, Shimano TY30 front derailleur; Shimano Acera-X rear derailleur w/ Shimano Altus EZ Fire Plus. Alloy crankset (28/38/48). **Others:** Alloy hubs w/ quick release; Wheeler alloy 36H rims with UCP steel 14G spokes and blackwall tires; Shimano Altus cantilevers with M system brake shoes and Shimano Altus Brake levers; Wheeler saddle; Wheeler chainstay protector.




Also available in Electra violet.

770

Frame: Hi-Ten with carrier bosses, semi-forged ends & water bottle bosses. **Fork:** Hi-Ten unicrown. **Colour:** Midnight blue. **Sizes:** M - 14.5", 16", 18", 19.5", 21", 22.5" L - 18", 19.5". **Components:** 21-speed, Shimano TY30 derailleurs with GripShift MRX-170 shifter. Alloy crankset (28/38/48). **Others:** Steel hubs with quick release; Wheeler alloy 36H rims w/ UCP steel 14G spokes & blackwall tires; Alloy cantilever brakes with M system brake shoes & resin, steel reinforced brake levers; Wheeler saddle; Wheeler chainstay protector.



Also available in Ruby red



Freestyle - BMX



Expert

Entry level bikes for the future superstar, these bikes feature a durable, high quality frame tubes & bristling with high-zoot features that's point-by-point the best there is. So whether you're burning up the race track or doing some serious flying,



Frame: Hi-Ten CP frame. **Fork:** Hi-Ten CP unicrown. **Colour:** Cool chrome. **Sizes:** 11". **Components:** One-piece steel crankset, 44T, 16T sprocket. **Others:** Heavy duty steel hubs; Alloy 36H rims with stainless steel spokes and blackwall tires; Alloy caliper brakes with rear alloy caliper brake levers; Steel headset.

increase your podium chances up a notch with these advantages.

FS



Frame: Full Cr-Mo **Fork:** Unicrown full Cr-Mo. **Colour:** Cool chrome. **Sizes:** 11". **Components:** One-piece full Cr-Mo crankset with steel disk ring; 16T sprocket. **Others:** Alloy hubs with cap nut; Double-wall alloy 48H rims with machined sidewalls with stainless steel spokes & skinwall tires; Alloy caliper front brakes with DIN shoes & Odyssey Pitbull caliper rear brakes with full alloy brake levers; Alloy one piece body with Cr-Mo axle and reflectors for pedals; Odyssey Gyro rotor; H.O.T. Components steel pegs x 4.




2600



Frame: Cr-Mo main tubes with semi-forged ends, carrier bosses & 2-sets water bottle bosses. **Fork:** Cr-Mo blade unicrown. **Colour:** Ruby red. **Sizes:** M - 16", 18", 20.5", 22", 23" L - 18", 20". **Components:** 21-speed, Shimano SR XR15 down-pull front derailleur; Shimano Acera rear derailleur with Grip-Shift MRX 170 shifters. SR crankset (24/34/42). **Others:** Shimano RM40 hubs with quick release; Wheeler alloy 36H rims with stainless steel 14G spokes & Wheeler Cross Master II skinwall tires; Shimano Altus alloy cantilevers w/ M system brake shoes and alloy brake levers and clamp; Wheeler saddle; Wheeler chainstay protector.



Versatility on two wheels. The freedom to go anywhere, on rutted trails or smooth pavement.



Frame: Hi-Ten with semi-forged ends, carrier bosses and water bottle bosses. **Fork:** Hi-Ten unicrown. **Colour:** Glossy black. **Sizes:** M - 16", 18", 20.5", 22", 23" L - 18", 20". **Components:** 21-speed, Shimano TY30 front derailleur; Shimano TY30 rear derailleur with GripShift MRX-170 shifters. Alloy crankset (28/38/48). **Others:** Alloy hubs w/ quick release; Wheeler alloy 36H rims with UCP steel 14G spokes & blackwall tires; Alloy cantilevers with DIN brake shoes and alloy brake levers; Wheeler saddle; Wheeler chainstay protector.

1600





600

Cruiser



Relive the golden era with Wheeler's cruiser. Classic American speedster lines and cool styling integrated with high quality components and modern construction processes that provides a retro look with performance characteristics and comfort that's anything but retro.

Frame: Hi-Ten. **Fork:** Lugged Hi-Ten with ovalized blades. **Colour:** Full cream / Black. **Sizes:** 19", 21". **Components:** 6-speed, Shimano TY05 rear derailleur with Shimano TY05 thumbshifter. One-piece steel crankset (46). **Others:** Alloy hubs; Wheeler alloy 36H rims with stainless steel 14G spokes and whitewall tires; Alloy caliper brakes with DIN brake shoes and alloy brake levers with ergonomic bodies; Wheeler "Die-Rite" saddle with dual springs; Steel fenders and chainrings. No pockets.



Wheely Wheeler

When it comes to designing and building bikes for kids, nobody does it better than Wheeler. After all, we have been building kid's bikes for decades. Understanding the specific needs & special geometry required to build a safe, fun and comfortable bike has enabled us to make kid-specific bicycles, not just scaled down adult bikes. Incorporated into every Wheeler kid's bike is the same passion for quality and innovation that made Wheeler famous. Because the best kid in the world deserves the best bike.



200



Frame: Hi-Ten. **Fork:** Hi-Ten unicrown. **Sizes:** 12" **Color:** Wild cherry. **Components:** 12 speed SR XR16 derailleurs with GripShift MRX 170 twistshifters. **Accessories:** Alloy 36H rims, stainless steel spokes, alloy hubs, alloy lever with resin body, Cateye reflectors.

	7000ZX	5000ZX	E-3ZX	7900ZX	5500ZX	3900ZX	3900	5200ZX	2800ZX
Main Tubes	7005 Alumimum	Full Cr-Mo	Titanium 3Al / 2.5V	7005 Aluminum Double-buttod	7005 aluminum Plain gauge	7005 aluminum Plain gauge	7005 aluminum Plain gauge	Cr-Mo Double-buttod	Cr-Mo
Fork	Rock Shox Indy XC	RockShox Quadra 5	RockShox Indy C	RockShox Indy C	RockShox Quadra 5	SR8007 suspension	Cr-Mo blade oversized	RST-381 suspension	SR7007 suspension
Stem	H.O.T. Alloy ahead	H.O.T. Alloy ahead	H.O.T. Alloy ahead	H.O.T. Alloy ahead	Alloy forged	Wheeler Ultrax steel	Wheeler Ultrax steel	Wheeler alloy forged	Wheeler Ultrax steel
H/bar	Butted alloy	Alloy straight	Forged alloy	Butted alloy	Alloy	Alloy	Alloy	Alloy	Alloy
Headset	Dia-Compe Aheadset alloy	Dia-Compe DiaTech	Dia-Compe DiaTech	Aheadset alloy 1 1/8"	Dia-Compe Aheadset steel	Steel 1 1/8"	Steel 1 1/8"	Dia-Compe Ahead set steel	Steel 1 1/8"
Crankset	Shimano LX 22/32/42T	SR Giga 22/32/42T	Shimano LX 22/32/42T	Shimano LX 22/32/42T	SR Giga 22/32/42T	SR alloy 24/34/42T	SR alloy 24/34/42T	SR 22/32/42T	Shimano Alivio 24/34/42T
F. Derailleur	Shimano LX	Shimano STX-RC	Shimano STX-RC	Shimano LX	Shimano STX-RC	Shimano Acera	Shimano Acera	Shimano STX-RC	Shimano Acera-X
R. Derailleur	Shimano XT	Shimano LX	Shimano LX	Shimano XT	Shimano STX-RC	Shimano Alivio	Shimano Alivio	Shimano STX-RC	Shimano STX
Cassette	Shimano 11/28T	Shimano 11/28T	Shimano 11/28T	Shimano 11/28T	Shimano 11/28T	Shimano 11/28T	Shimano 11/28T	Shimano 11/28T	SR 12/28T
Shifter	Shimano LX Rapid Fire SL	Shimano STX-RC Rapid Fire SL	GripShift SRT600	Shimano LX Rapid Fire SL	GripShift SRT 400	GripShift MRX-170	GripShift MRX-170	GripShift SRT 400	GripShift SRT 400
Brakes	Shimano LX V-brakes	Shimano LX V-brakes	Shimano LX V-brakes	Shimano LX V-brakes	Shimano LX V-brakes	Shimano Altus	Shimano Altus	Shimano LX V-brakes	Shimano Altus
Levers	Shimano LX	Shimano LX	Shimano LX	Shimano LX	Shimano LX	Alloy	Alloy	Shimano LX	Full alloy 3-finger
F. Hub	Shimano STX-RC	Shimano STX-RC	Shimano LX	Shimano XT	Shimano Alivio	Shimano alloy	Shimano alloy	Shimano Alivio	Shimano Altus
R. Hub	Shimano STX-RC	Shimano STX-RC	Shimano LX	Shimano XT	Shimano STX-RC	Shimano alloy	Shimano alloy	Shimano STX-RC	Shimano Acera-X
Rims	Mavic 220	Rigida Norma alloy doublewall	Rigida Norma alloy doublewall	Mavic 217AS	Alloy doublewall	Wheeler alloy	Wheeler alloy	Wheeler alloy doublewall	Wheeler alloy
Spokes	Stainless 14G	Stainless 14G	Stainless 14G	Stainless 14G	Stainless 14G	Stainless 14G	Stainless 14G	Stainless 14G	Stainless 14G
Tires	WTB Veloci- raptors s/w	Maxxis Instinct / Skelter s/w	WTB Veloci- raptors s/w	WTB Veloci- raptors s/w	Black wall	Black wall	Black wall	Black wall	Kenda Hammer / Bear Trac b/w
Seatpost	H.O.T. Alloy	H.O.T. Alloy	H.O.T. Alloy w/ quick release	H.O.T. Alloy	Alloy with alloy quick release	Alloy with alloy quick release	Alloy with alloy quick release	Alloy with alloy quick release	Alloy with alloy quick release
Saddle	Ritchey Vector Prolite	Ritchey Vector Sport	Ritchey Vector Sport	Ritchey Vector Prolite	Wheeler	Wheeler	Wheeler	Wheeler	Wheeler
Pedals	Clipless	Alloy with Cr-Mo axle	Clipless	Clipless	Alloy	Plastic	Plastic	Alloy	Full alloy

	2800	1800	800	770	Expert	FS	2600	1600	600	200
Main Tubes	Cr-Mo	Cr-Mo	Bulged Cr-Mo seat tube	Hi-Ten	Hi-Ten CP	Full Cr-Mo	Cr-Mo	Hi-Ten	Hi-Ten	Hi-Ten
Fork	Unicrown w/ Cr-Mo blades	Cr-Mo blade regular	Hi-Ten unicrown	Hi-Ten unicrown	Hi-Ten CP unicrown	Full Cr-Mo unicrown	Cr-Mo blade unicrown	Hi-Ten unicrown	Lugged Hi-Ten / ovalized blades	Hi-Ten unicrown
Stem	Wheeler Ultrax steel	Wheeler Ultrax steel	Steel	Steel	Alloy head w/ Hi-Ten quill	Alloy head w/ steel quill	Wheeler Ultrax steel	Steel	Hi-Ten	Hi-Ten
H/bar	Alloy straight	Straight steel	Straight steel	Straight steel	Hi-Ten BMX	Cr-Mo freestyle	Straight steel	Steel rise bar	Hi-Ten cruiser	Straight steel
Headset	Steel 1"	Steel 1"	Steel 1"	Steel 1"	Steel	Steel	Steel 1"	Steel 1"	Steel	Steel 1"
Crankset	Shimano Alivio 24/34/42T	SR alloy 24/34/42T	Alloy 28/38/48T	Alloy 28/38/48T	One-piece steel 44T	One-piece full Cr-Mo	SR alloy 24/34/42T	Alloy 28/38/48T	One-piece steel 46T	Steel 28/38T
F. Derailleur	Shimano Acera-X	SR XR-16	Shimano TY30	Shimano TY30	N/A	N/A	SR XR16	Shimano TY30	N/A	SR XR16
R. Derailleur	Shimano STX	Shimano Alivio	Shimano Acera-X	Shimano TY30	N/A	N/A	Shimano Acera	Shimano TY30	Shimano TY05	SR XR16
Cassette	SR 12/28T	SR 12/28T Cassette	Shimano 14/28T Freewheel	Shimano 14/28T	16T spocket	16T sprocket	SR 12/28T	Shimano 14/28T	Shimano 14/28T	SR 14/28T
Shifter	Shimano Alivio STI	GripShift MRX-170	Shimano Altus EZ Fire Plus	GripShift MRX-170	N/A	N/A	GripShift MRX-170	GripShift MRX-170	Shimano TY05 thumbshifter	GripShift MRX 170
Brakes	Shimano Acera-X	Shimano Altus	Shimano Altus	Alloy cantilevers	Alloy calipers	F: Alloy calipers R: Odyssey Pitbull	Shimano Altus	Alloy cantilevers	Alloy calipers	Alloy cantilevers
Levers	Shimano Alivio	Alloy with resin body	Shimano Altus	Resin, steel reinforced	Alloy	Alloy	Alloy	Alloy lever with resin body	Alloy lever with resin body	Alloy lever with resin body
F. Hub	Shimano Altus	Shimano alloy	Alloy with quick release	Steel with quick release	Steel heavy duty	Alloy	Shimano alloy w/ quick release	Alloy with quick release	Alloy	Alloy
R. Hub	Shimano Acera-X	Shimano alloy	Alloy with quick release	Steel with quick release	Steel heavy duty	Alloy	Shimano alloy w/ quick release	Alloy with quick release	Alloy 6 speed	Alloy
Rims	Wheeler alloy	Wheeler alloy	Wheeler alloy	Wheeler alloy	Alloy	Alloy double wall	Alloy	Alloy	Alloy	Alloy
Spokes	Stainless 14G	Stainless 14G	UCP steel 14G	UCP steel 14G	Stainless 14G	Stainless 14G	Stainless 14G	UCP 14G	Stainless 14G	Stainless 14G
Tires	Kenda Hammer / Bear Trac s/w	Black wall	Black wall	Black wall	Black wall	Skin wall	Skin wall	Black wall	White wall	Black wall
Seatpost	Alloy with alloy Q.R.	Alloy with alloy Q.R.	Steel with alloy Q.R.	Steel with alloy Q.R.	Steel	Cr-Mo	Alloy with alloy quick release	Steel with alloy quick release	Steel	Alloy with alloy quick release
Saddle	Wheeler	Wheeler	Wheeler	Wheeler	Plastic aero	Freestyle aero	Wheeler	Wheeler	Wheeler "Big Butt"	Wheeler
Pedals	Plastic body w/ alloy cage	Plastic	Plastic	Plastic	Plastic	Alloy w/ Cr-Mo axle	Plastic	Plastic	Plastic	Plastic

Experience the
Wheeler advantage.
Visit your nearest
authorized WHEELER
dealer today.



WHEELER USA INC. 9460 Telstar Avenue, #1 El Monte, Ca. 91731, U.S.A.
Tel: (818) 448 - 9797 Fax: (818) 448 - 9798 Toll free: (800) 659 - 4335
Visit our Web site: <http://www.wheeler-usa.com>

Wheeler encourages you to ride safely. Wheeler reflective clothing and use proper lighting equipment when riding at night.
Always obey traffic laws at all times. Unlike bicycles, your head can not be replaced, always wear a helmet when cycling.

WHEELER USA INC. '97 SEASON SPRING PRICE LIST

WHEELER LINE	GENERAL PRICING (1-15 units)	GENERAL PRICING (16 + units)	SUGGESTED RETAIL
MTB STEEL			
MTB 770	125.00	123.50	229.00
MTB 800	150.00	147.00	259.00
MTB 1800	170.00	167.00	299.00
MTB 2800	210.00	205.00	399.00
MTB 2800 ZX	230.00	225.00	429.00
MTB 5200 ZX	374.00	374.00	599.00
MTB ALUMINIUM			
MTB 3900	256.00	251.00	419.00
MTB 3900 ZX	305.00	299.00	469.00
MTB 5500 ZX	430.00	430.00	659.00
MTB 7900ZX	682.00	682.00	1049.00
MTB FULL SUSPENSION			
MTB 5000ZX	558.00	558.00	859.00
7000 ZX	910.00	910.00	1399.00
9000 ZX	2240.00	2240.00	3449.00
7000 frame w/o fork	416.00	416.00	645.00
9000 frame w/o fork	617.00	617.00	960.00
TITANIUM LINE			
E-3 ZX	1100.00	1100.00	1689.00
MTB E frame w/o fork	735.00	735.00	1225.00
CROSS LINE			
CROSS 1600	146.00	143.00	239.00
CROSS 2600	188.00	183.00	289.00
BMX LINE			
BMX EXPERT	100.00	100.00	169.00
FREESTYLE FS	160.00	155.00	265.00
CRUISER LINE			
CRUISER 600	150.00	148.00	249.00
KIDS LINE			
KIDS 200	130.00	125.00	216.00
TRIATHLON ('96)			
TRIATHLON T63	n/a	n/a	1100.00

suspension FORK	1-10 pcs	11-50 pcs	
SR8007 55mm travel	46.00	42.00	100.00

RETAIL 35% (1-15 units)	RETAIL 35% (16 + units)
192.31	190.00
230.77	226.15
261.54	256.92
323.08	315.38
353.85	346.15
575.38	575.38
393.85	386.15
469.23	460.00
661.54	661.54
1049.23	1049.23
858.46	858.46
1400.00	1400.00
3446.15	3446.15
640.00	640.00
949.23	949.23
1692.31	1692.31
1130.77	1130.77
224.82	220.00
289.23	281.54
153.85	153.85
246.15	238.46
230.77	227.69
200.00	192.31

1-10 pcs	11-50 pcs
70.77	64.62

TERMS:

1. 2% CASH, 1% NET 15 DAYS, 0% NET 30 DAYS, DATE OF INVOICE
2. PRICES SUBJECT TO CHANGE WITHOUT NOTIFICATION
3. ALL ORDERS SHIPPED FOB OUR WAREHOUSE CALIFORNIA
4. PAST DUE ACCOUNTS ARE SUBJECT TO A LATE FEE OF 1.5% PER MONTH

DATE: May 30, 1997